


Rb. Nagy

**10m Országos Bajnokság
2017.02.09 – 2017.02.12**

017/A-02/01


Helyszín: Százhalombatta, Vasút út 41.

2017. február 12.



Pál Vilmos

Nk."B"o. versenybíró



Nagy Béla

Nk."A"o. versenybíró



10m Országos Bajnokság

RESULTS

10m AIR PISTOL MEN JUNIOR

Qualification

Százhalombatta

THU 9 FEB 2017, START TIME 08:45

Rank	FP	Bib No	Name	Nation	Team	Series						Total
						1	2	3	4	5	6	
1	2	1142	VAREHA Attila 01	<u>NYPLE</u>	NYPLE	89	96	96	91	91	91	554-10x
2	8	1108	HEGEDŰS László 99	<u>KLSE</u>	KLSE	91	90	90	94	93	92	550-11x
3	31	1131	SZEMÁN Dávid 99	<u>SZHB</u>	SZHB A	90	89	90	92	94	95	550-10x
4	23	1123	GEIER Dániel 99	<u>CSLE</u>	CSLE	90	91	90	94	90	90	545-11x
5	15	1115	HEGEDŰS András 98	<u>KSI SE</u>	KSI SE A	88	88	95	88	96	89	544- 8x
6	6	1106	TAMÁSI Péter 00	<u>KSI SE</u>	KSI SE A	96	88	90	92	87	90	543- 6x
7	36	1136	BALOG Vázsony 98	<u>KSI SE</u>	KSI SE A	87	91	93	90	91	90	542-10x
8	29	1129	POLGÁR János 00	<u>DEBLSE</u>	DEBLSE	93	90	93	89	88	88	541-11x
9	16	1116	AGÁRDY Vilmos 99	<u>NYPLE</u>	NYPLE	88	88	91	91	94	88	540- 7x
10	25	1125	RÁKOSI Patrik 99	<u>SZHB</u>	SZHB B	91	91	89	91	88	90	540- 3x
11	21	1121	ISZPRÁVNIK Péter 00	<u>UTE</u>	UTE	89	94	87	92	91	86	539- 8x
12	7	1147	HAJDU Márk 02	<u>KSI SE</u>	KSI SE B	84	93	91	87	87	94	536- 6x
13	4	1104	SZILÁRD Bendegúz 01	<u>UTE</u>	UTE	88	92	91	91	88	84	534- 9x
14	5	1145	VÁLIK Ferenc 00	<u>KLSE</u>	KLSE	84	93	91	91	86	87	532-10x
15	37	1137	BEKE Norbert 01	<u>UTE</u>	UTE	86	87	93	88	88	90	532- 7x
16	5	1105	PAPP Máté 01	<u>SZHB</u>	SZHB B	84	89	91	92	86	89	531- 6x
17	2	1102	ODENVALD Balázs 99	<u>PVLK</u>	PVLK	88	93	85	88	87	89	530- 4x
18	7	1107	RÓZSA Dániel 98	<u>HPLE</u>		89	87	89	89	82	94	530- 2x
19	4	1144	KÓSA Dániel 98	<u>PVLK</u>	PVLK	88	92	88	88	91	82	529- 2x
20	32	1132	ERŐS Hunor 00	<u>GYLK</u>	GYLK	90	84	87	91	91	85	528- 5x
21	20	1120	IZSÓ András 97	<u>SZHB</u>	SZHB A	90	88	92	89	90	77	526- 8x
22	19	1119	PRAUER Donát 00	<u>FSLK</u>		93	90	87	88	86	82	526- 5x
23	9	1109	CSENGEL Bence 02	<u>KSI SE</u>	KSI SE B	90	85	82	88	91	89	525- 6x
24	17	1117	TÖRÖK Levente 99	<u>PVLK</u>	PVLK	88	87	87	91	86	85	524- 3x
25	6	1146	JOÓ Attila 00	<u>SZHB</u>	SZHB A	84	90	86	87	87	86	520- 4x
26	34	1134	SAMOK Dávid Li 00	<u>DEBLSE</u>	DEBLSE	88	91	76	91	87	85	518- 5x
27	39	1139	TAMÁSI Dávid 98	<u>KSI SE</u>	KSI SE B	88	88	78	87	89	86	516- 5x
28	24	1124	KOTÁN Tibor 96	<u>KSI SE</u>	KSI SE C	81	81	90	89	89	86	516- 3x
29	27	1127	BÉNYEI Bálint 97	<u>MVSE</u>		83	86	81	90	88	86	514- 6x
30	14	1114	KLEM Barnabás 02	<u>SZHB</u>	SZHB B	84	85	87	85	84	86	511- 3x
31	10	1110	VERES Péter 00	<u>SZHB</u>	SZHB C	80	91	85	82	88	84	510- 7x
32	35	1135	VADON Zoltán Richárd 99	<u>DEBLSE</u>	DEBLSE	84	83	85	90	86	82	510- 4x
33	1	1141	MERSICS Krisztián 98	<u>KSI SE</u>	KSI SE C	84	84	87	80	88	87	510- 3x
34	11	1111	HOLCZER Zsolt 99	<u>CSLE</u>	CSLE	82	86	84	84	90	84	510- 2x

Rank	FP	Bib No	Name	Nation	Team	Series						Total
						1	2	3	4	5	6	
35	3	1143	MOLNÁR Mátyás 01	<u>SZHB</u>	SZHB C	81	82	89	81	85	90	508- 2x
36	38	1138	BENDE Gergő 01	<u>GYLK</u>	GYLK	86	87	82	82	85	86	508- 1x
37	28	1128	KISS Attila 01	<u>NYPLE</u>	NYPLE	82	84	83	81	87	87	504- 2x
38	30	1130	RAINISS Zsombor 01	<u>GYLK</u>	GYLK	79	85	85	89	80	84	502- 2x
39	12	1112	NIZSALÓCZKI Soma 02	<u>NYPLE</u>		75	87	86	87	83	81	499- 7x
40	40	1140	OLÁH János 02	<u>NYPLE</u>		84	79	84	85	87	79	498- 5x
41	18	1118	BRÁZDA Gábor 97	<u>CSLE</u>	CSLE	91	86	76	83	83	79	498- 2x
42	9	1149	CZABÁNYI Robin 99	<u>KSI SE</u>	KSI SE C	73	77	85	87	88	86	496- 5x
43	8	1148	KARDOS Gergő 98	<u>SZHB</u>	SZHB C	84	81	72	83	82	79	481- 0x
44	13	1113	NEMES András 01	<u>APPLE</u>		82	85	77	74	79	79	476- 1x
45	22	1122	KAMENÁR Péter 99	<u>KLSE</u>	KLSE	79	70	71	75	76	79	450- 0x
		1103	ANDRÁSSY Zoárd 99	<u>APPLE</u>								
		1101	DUNAY András 02	<u>KSI SE</u>								
		1150	KOVÁCS Gábor 99	<u>KSI SE</u>								
		1133	NAGY Máté 99	<u>KSI SE</u>								
		1126	SIMON Bence 99	<u>UTE</u>								

[Handwritten signature]

[Handwritten signature]

Protest Date / Time:

Summary

Number of athletes on this list: 50; Total number of athletes: 50; Total number of teams: 13

Legend

8C3E1781

Team Member Bib No Bib Number DNS Did Not Start
 FP Firing Point QF Qualified for Finals Rem Remarks

Version of 9 FEB 2017, 10:31

Q100000IA0902170845.1.AP60JM.0.001.pdf

7354 1

Page 2 of 2



OFFICIAL ISSF RESULTS PROVIDER



10m Országos Bajnokság
FINAL RESULTS
10m AIR PISTOL MEN JUNIOR

Százhalombatta
THU 9 FEB 2017, START TIME 08:45

Rk	Bib No	Name	Nat	1st Comp. Stage		2nd Competition Stage - Elimination						Total	Rem.
1	1106	TAMÁSI Péter 00	KSI SE	46.1	94.3	114.1	134.4	153.0	173.4	194.0	214.1	231.3	
				8.1	9.3	10.2	10.7	9.4	10.0	10.4	10.3	9.6	
				7.7	10.1	9.6	9.6	9.2	10.4	10.2	9.8	7.6	
				9.9	9.9								
				10.7	9.4								
				9.7	9.5								
2	1142	VAREHA Attila 01	NYPLE	45.4	94.0	114.0	132.7	152.2	172.8	192.6	212.5	231.2	
				9.7	10.1	9.8	10.0	9.2	10.4	10.4	9.3	9.7	
				8.2	8.3	10.2	8.7	10.3	10.2	9.4	10.6	9.0	
				8.1	10.4								
				9.7	9.9								
				9.7	9.9								
3	1123	GEIER Dániel 99	CSLE	50.8	99.8	119.5	136.7	156.5	175.7	195.5		212.3	
				10.4	9.0	10.3	8.9	10.4	9.4	10.6	7.9		
				10.0	10.4	9.4	8.3	9.4	9.8	9.2	8.9		
				9.7	8.4								
				10.6	10.4								
				10.1	10.8								
4	1129	POLGÁR János 00	DEBLS E	46.9	92.2	110.8	130.0	150.9	169.2			184.3	
				9.9	8.0	9.3	10.0	10.7	9.9	7.0			
				8.5	8.4	9.3	9.2	10.2	8.4	8.1			
				10.3	9.1								
				9.0	9.7								
				9.2	10.1								
5	1108	HEGEDŰS László 99	KLSE	42.4	88.9	107.9	128.1	146.2				164.0	
				7.4	9.0	9.6	10.0	8.4	8.7				
				7.0	10.7	9.4	10.2	9.7	9.1				
				9.8	8.6								
				8.7	8.1								
				9.5	10.1								
6	1136	BALOG Vázsony 98	KSI SE	47.2	92.1	108.3	127.6					145.1	
				10.5	8.7	8.1	10.2	8.4					
				10.6	9.0	8.1	9.1	9.1					
				8.4	9.5								
				9.7	9.5								
				8.0	8.2								
7	1131	SZEMÁN Dávid 99	SZHB	46.8	92.6	109.4						126.4	
				10.1	7.8	8.8	8.6						
				9.9	8.6	8.0	8.4						
				8.5	9.4								
				9.9	9.8								
				8.4	10.2								
8	1115	HEGEDŰS András 98	KSI SE	45.1	88.4							107.6	
				9.1	7.6	8.6							
				7.3	8.2	10.6							
				8.4	9.2								
				10.2	9.4								
				10.1	8.9								



10m Országos Bajnokság
RESULTS
10m AIR PISTOL MEN JUNIOR
TEAM

Százhalombatta
THU 9 FEB 2017, START TIME 08:45

Rank	Bib No	Name	Series						Total	Rem.
			1	2	3	4	5	6		
1		KSI SE A	271	267	278	270	274	269	1629-24x	
	1115	HEGEDŰS András 98	88	88	95	88	96	89	544- 8x	
	1106	TAMÁSI Péter 00	96	88	90	92	87	90	543- 6x	
	1136	BALOG Vázsony 98	87	91	93	90	91	90	542-10x	
2		UTE	263	273	271	271	267	260	1605-24x	
	1121	ISZPRÁVNIK Péter 00	89	94	87	92	91	86	539- 8x	
	1104	SZILÁRD Bendegúz 01	88	92	91	91	88	84	534- 9x	
	1137	BEKE Norbert 01	86	87	93	88	88	90	532- 7x	
3		NYPLE	259	268	270	263	272	266	1598-19x	
	1142	VAREHA Attila 01	89	96	96	91	91	91	554-10x	
	1116	AGÁRDY Vilmos 99	88	88	91	91	94	88	540- 7x	
	1128	KISS Attila 01	82	84	83	81	87	87	504- 2x	
4		SZHB A	264	267	268	268	271	258	1596-22x	
	1131	SZEMÁN Dávid 99	90	89	90	92	94	95	550-10x	
	1120	IZSÓ András 97	90	88	92	89	90	77	526- 8x	
	1146	JOÓ Attila 00	84	90	86	87	87	86	520- 4x	
5		PVLK	264	272	260	267	264	256	1583- 9x	
	1102	ODENVALD Balázs 99	88	93	85	88	87	89	530- 4x	
	1144	KÓSA Dániel 98	88	92	88	88	91	82	529- 2x	
	1117	TÖRÖK Levente 99	88	87	87	91	86	85	524- 3x	
6		SZHB B	259	265	267	268	258	265	1582-12x	
	1125	RÁKOSI Patrik 99	91	91	89	91	88	90	540- 3x	
	1105	PAPP Máté 01	84	89	91	92	86	89	531- 6x	
	1114	KLEM Barnabás 02	84	85	87	85	84	86	511- 3x	
7		KSI SE B	262	266	251	262	267	269	1577-17x	
	1147	HAJDU Márk 02	84	93	91	87	87	94	536- 6x	
	1109	CSENGEL Bence 02	90	85	82	88	91	89	525- 6x	
	1139	TAMÁSI Dávid 98	88	88	78	87	89	86	516- 5x	

Rank	Bib No	Name	Series						Total	Rem.
			1	2	3	4	5	6		
8		DEBLSE	265	264	254	270	261	255	1569-20x	
	1129	POLGÁR János 00	93	90	93	89	88	88	541-11x	
	1134	SAMOK Dávid Li 00	88	91	76	91	87	85	518- 5x	
	1135	VADON Zoltán Richárd 99	84	83	85	90	86	82	510- 4x	
9		CSLE	263	263	250	261	263	253	1553-15x	
	1123	GEIER Dániel 99	90	91	90	94	90	90	545-11x	
	1111	HOLCZER Zsolt 99	82	86	84	84	90	84	510- 2x	
	1118	BRÁZDA Gábor 97	91	86	76	83	83	79	498- 2x	
10		GULK	255	256	254	262	256	255	1538- 8x	
	1132	ERŐS Hunor 00	90	84	87	91	91	85	528- 5x	
	1138	BENDE Gergő 01	86	87	82	82	85	86	508- 1x	
	1130	RAINISS Zsombor 01	79	85	85	89	80	84	502- 2x	
11		KLSE	254	253	252	260	255	258	1532-21x	
	1108	HEGEDŰS László 99	91	90	90	94	93	92	550-11x	
	1145	VÁLIK Ferenc 00	84	93	91	91	86	87	532-10x	
	1122	KAMENÁR Péter 99	79	70	71	75	76	79	450- 0x	
12		KSI SE C	238	242	262	256	265	259	1522-11x	
	1124	KOTÁN Tibor 96	81	81	90	89	89	86	516- 3x	
	1141	MERSICS Krisztián 98	84	84	87	80	88	87	510- 3x	
	1149	CZABÁNYI Robin 99	73	77	85	87	88	86	496- 5x	
13		SZHB C	245	254	246	246	255	253	1499- 9x	
	1110	VERES Péter 00	80	91	85	82	88	84	510- 7x	
	1143	MOLNÁR Mátyás 01	81	82	89	81	85	90	508- 2x	
	1148	KARDOS Gergő 98	84	81	72	83	82	79	481- 0x	




Protest Date / Time:

Summary

Number of athletes on this list: 39; Total number of athletes: 50; Total number of teams: 13

Legend

Bib No Bib Number

Version of 9 FEB 2017, 10:31

Q100000TA0902170845.1.AP60JM.0.001.pdf

7354

1

Page 2 of 2

78F0FE20



OFFICIAL ISSF RESULTS PROVIDER



10m Országos Bajnokság
RESULTS
10m AIR PISTOL WOMEN JUNIOR
Qualification
Százhalombatta
THU 9 FEB 2017, START TIME 10:45

Rank	FP	Bib No	Name	Nation	Team	Series				Total	Rem.
						1	2	3	4		
1	32	1232	MAJOR Veronika 97	<u>KELK</u>	KELK	94	95	98	94	381-8x	QF
2	27	1227	EGRI Viktória 98	<u>KSI SE</u>	KSI SE A	93	94	93	96	376-8x	QF
3	8	1208	FÁBIÁN Fanni 00	<u>SZHB</u>	SZHB B	91	93	92	92	368-7x	QF
4	33	1233	FORRÁSI Boglárka 99	<u>KSI SE</u>	KSI SE A	96	90	92	89	367-7x	QF
5	25	1225	NAGY Vivien 00	<u>CTSE</u>		90	91	92	93	366-3x	QF
6	15	1215	FLEISCHER Bernadett 99	<u>DEBLSE</u>	DEBLSE	93	89	89	92	363-5x	QF
7	18	1218	FEKETE Tímea 98	<u>SZHB</u>	SZHB B	91	90	88	93	362-5x	QF
8	22	1222	LÉGRÁDI Nikolett 99	<u>PVLK</u>		94	87	85	91	357-4x	QF
9	13	1213	TÓTH Enikő 98	<u>ZTE</u>		91	89	90	87	357-4x	
10	37	1237	HALÁSZ Bernadett 98	<u>KLSE</u>	KLSE	93	88	91	83	355-6x	
11	38	1238	VARGA Éva 01	<u>DEBLSE</u>	DEBLSE	91	87	90	87	355-5x	
12	20	1220	VARGA-ZALAY Babett 02	<u>KLSE</u>	KLSE	89	89	88	88	354-3x	
13	36	1236	GULYÁS Claudia 98	<u>KSI SE</u>	KSI SE A	83	88	89	92	352-4x	
14	12	1212	FODOR Enikő 00	<u>SZHB</u>	SZHB A	91	87	84	90	352-3x	
15	9	1209	GULYÁS Michelle 00	<u>KSI SE</u>	KSI SE B	82	88	94	88	352-2x	
16	24	1224	AGÁRDI Annamária 98	<u>SZHB</u>	SZHB A	89	88	88	87	352-1x	
17	4	1204	SIMON Sarolta 97	<u>CSLE</u>		90	87	89	86	352-1x	
18	19	1219	KÓNYA Viola 02	<u>UTE</u>	UTE	89	82	87	91	349-2x	
19	2	1202	BAKONYI Nóra 99	<u>SZHB</u>	SZHB A	83	86	90	88	347-4x	
20	10	1210	LACZIK Zsófia Eszter 00	<u>GYLK</u>	GYLK	87	83	83	90	343-3x	
21	35	1235	VENCZ Tímea 98	<u>SZHB</u>	SZHB B	88	85	86	84	343-2x	
22	1	1201	FÁBIÁN Sára Ráhel 02	<u>KSI SE</u>	KSI SE B	85	86	81	89	341-1x	
23	6	1206	KOVÁCS Tamara 02	<u>KSI SE</u>	KSI SE B	87	82	83	88	340-3x	
24	14	1214	PATAKI Klaudia 00	<u>NYPLE</u>	NYPLE	84	84	83	88	339-2x	
25	23	1223	MEGADJA Lilla 98	<u>UTE</u>	UTE	84	85	83	85	337-4x	
26	40	1240	BARTA Luca 99	<u>UTE</u>	UTE	85	84	81	87	337-0x	
27	39	1239	BARANYAI Krisztina 98	<u>KSI SE</u>		83	84	87	82	336-1x	
28	28	1228	VÉKONY Orsolya 00	<u>NYPLE</u>	NYPLE	81	77	88	88	334-1x	
29	17	1217	PAPP Hajnal Zsófia 02	<u>KSI SE</u>		83	79	84	86	332-1x	
30	16	1216	KELEMEN Sára 02	<u>KELK</u>	KELK	84	82	80	85	331-2x	
31	11	1211	BALOGH Anita 98	<u>DEBLSE</u>	DEBLSE	76	80	80	93	329-4x	
32	34	1234	ILOSVAY Bertina 98	<u>CSLE</u>		78	87	82	81	328-4x	
33	5	1205	ZSIGÓ Fanni 99	<u>KLSE</u>	KLSE	82	85	80	81	328-1x	
34	30	1230	NAGY Viktória 01	<u>KELK</u>	KELK	81	87	78	80	326-4x	

Rank	FP	Bib No	Name	Nation	Team	Series				Total	Rem.
						1	2	3	4		
35	26	1226	KOVÁCS Írisz 00	<u>GYLK</u>	GYLK	81	72	82	90	325-3x	
36	7	1207	TORKOS Anetta 02	<u>NYPLE</u>	NYPLE	77	77	78	83	315-2x	
37	31	1231	KISS Gyöngyi 98	<u>NYPLE</u>		73	80	73	87	313-3x	
38	29	1229	MARTON Nikolett 01	<u>GYLK</u>	GYLK	72	75	79	81	307-0x	
		1203	LOVÁSZ Orsolya 98	UTE							DNS
		1221	SZANDTNER Alina 99	KSI SE							DNS

[Handwritten signature]

[Handwritten signature]

Protest Date / Time:

Summary

Number of athletes on this list: 40; Total number of athletes: 40; Total number of teams: 10

Legend

Team Member
FP Firing Point

Bib No Bib Number
QF Qualified for Finals

DNS Did Not Start

438A7A9E

Version of 9 FEB 2017, 12:05

Q000000IA0902171045.1.AP40JW.0.001.pdf

7354 2

Page 2 of 2



OFFICIAL ISSF RESULTS PROVIDER



10m Országos Bajnokság
FINAL RESULTS
10m AIR PISTOL WOMEN JUNIOR

Százhalombatta
THU 9 FEB 2017, START TIME 10:45

Rk	Bib No	Name	Nat	1st Comp. Stage		2nd Competition Stage - Elimination						Total	Rem.
1	1227	EGRI Viktória 98	KSI SE	48.2	98.6	119.1	139.2	157.7	177.4	196.8	215.3	234.2	
				9.7	10.2	9.8	9.8	8.8	9.9	10.0	8.3	8.7	
				10.6	9.8	10.7	10.3	9.7	9.8	9.4	10.2	10.2	
				9.7	9.5								
				9.3	10.5								
				8.9	10.4								
2	1232	MAJOR Veronika 97	KELK	48.2	96.8	116.1	135.1	154.5	174.2	193.8	212.8	233.8	
				10.2	9.8	10.0	9.7	9.3	9.8	10.1	9.0	10.3	
				10.5	9.7	9.3	9.3	10.1	9.9	9.5	10.0	10.7	
				8.2	9.5								
				9.6	9.6								
				9.7	10.0								
3	1233	FORRÁSI Boglárka 99	KSI SE	47.9	95.9	115.4	136.6	156.4	175.7	193.9		212.4	
				10.1	7.7	10.0	10.8	9.3	10.5	7.9	9.8		
				8.5	9.1	9.5	10.4	10.5	8.8	10.3	8.7		
				10.0	10.4								
				10.1	10.5								
				9.2	10.3								
4	1218	FEKETE Timea 98	SZHB	47.1	93.3	113.3	134.0	154.8	172.4			192.3	
				10.2	9.8	9.9	10.5	10.6	8.4	9.5			
				10.4	8.2	10.1	10.2	10.2	9.2	10.4			
				8.7	8.6								
				8.7	10.1								
				9.1	9.5								
5	1222	LÉGRÁDI Nikolett 99	PVLK	48.9	96.6	112.6	129.4	149.5				167.1	
				8.8	9.0	8.7	7.2	10.4	9.6				
				10.9	9.8	7.3	9.6	9.7	8.0				
				9.6	10.3								
				10.1	9.1								
				9.5	9.5								
6	1208	FÁBIÁN Fanni 00	SZHB	48.0	93.6	112.3	128.2					145.2	
				9.3	9.6	9.4	7.8	10.3					
				9.5	7.5	9.3	8.1	6.7					
				10.3	9.4								
				8.8	9.1								
				10.1	10.0								
7	1225	NAGY Vivien 00	CTSE	43.3	90.2	108.0						127.7	
				9.0	10.7	8.6	10.3						
				8.5	9.3	9.2	9.4						
				8.3	10.0								
				9.2	8.5								
				8.3	8.4								
8	1215	FLEISCHER Bernadett 99	DEBLS E	42.2	85.7							104.9	
				10.2	9.8	9.6							
				9.5	9.0	9.6							
				10.3	9.6								
				6.0	6.5								
				6.2	8.6								



10m Országos Bajnokság
RESULTS
10m AIR PISTOL WOMEN JUNIOR
TEAM

Százhalombatta

THU 9 FEB 2017, START TIME 10:45

Rank	Bib No	Name	Series				Total	Rem.
			1	2	3	4		
1		KSI SE A	272	272	274	277	1095-19x	
	1227	EGRI Viktória 98	93	94	93	96	376-8x	
	1233	FORRÁSI Boglárka 99	96	90	92	89	367-7x	
	1236	GULYÁS Claudia 98	83	88	89	92	352-4x	
2		SZHB B	270	268	266	269	1073-14x	
	1208	FÁBIÁN Fanni 00	91	93	92	92	368-7x	
	1218	FEKETE Tímea 98	91	90	88	93	362-5x	
	1235	VENCZ Tímea 98	88	85	86	84	343-2x	
3		SZHB A	263	261	262	265	1051- 8x	
	1212	FODOR Enikő 00	91	87	84	90	352-3x	
	1224	AGÁRDI Annamária 98	89	88	88	87	352-1x	
	1202	BAKONYI Nóra 99	83	86	90	88	347-4x	
4		DEBLSE	260	256	259	272	1047-14x	
	1215	FLEISCHER Bernadett 99	93	89	89	92	363-5x	
	1238	VARGA Éva 01	91	87	90	87	355-5x	
	1211	BALOGH Anita 98	76	80	80	93	329-4x	
5		KELK	259	264	256	259	1038-14x	
	1232	MAJOR Veronika 97	94	95	98	94	381-8x	
	1216	KELEMEN Sára 02	84	82	80	85	331-2x	
	1230	NAGY Viktória 01	81	87	78	80	326-4x	
6		KLSE	264	262	259	252	1037-10x	
	1237	HALÁSZ Bernadett 98	93	88	91	83	355-6x	
	1220	VARGA-ZALAY Babett 02	89	89	88	88	354-3x	
	1205	ZSIGÓ Fanni 99	82	85	80	81	328-1x	
7		KSI SE B	254	256	258	265	1033- 6x	
	1209	GULYÁS Michelle 00	82	88	94	88	352-2x	
	1201	FÁBIÁN Sára Ráhel 02	85	86	81	89	341-1x	
	1206	KOVÁCS Tamara 02	87	82	83	88	340-3x	

Rank	Bib No	Name	Series				Total	Rem.
			1	2	3	4		
8		UTE	258	251	251	263	1023-	6x
	1219	KÓNYA Viola 02	89	82	87	91	349-	2x
	1223	MEGADJA Lilla 98	84	85	83	85	337-	4x
	1240	BARTA Luca 99	85	84	81	87	337-	0x
9		NYPLE	242	238	249	259	988-	5x
	1214	PATAKI Klaudia 00	84	84	83	88	339-	2x
	1228	VÉKONY Orsolya 00	81	77	88	88	334-	1x
	1207	TORKOS Anetta 02	77	77	78	83	315-	2x
10		GYLK	240	230	244	261	975-	6x
	1210	LACZIK Zsófia Eszter 00	87	83	83	90	343-	3x
	1226	KOVÁCS Írisz 00	81	72	82	90	325-	3x
	1229	MARTON Nikolett 01	72	75	79	81	307-	0x

[Handwritten signature]

[Handwritten signature]

Protest Date / Time:

Summary

Number of athletes on this list: 30; Total number of athletes: 40; Total number of teams: 10

Legend

AB295DAD

Bib No Bib Number

Version of 9 FEB 2017, 12:05

Q000000TA0902171045.1.AP40JW.0.001.pdf

7354

2

Page 2 of 2



OFFICIAL ISSF RESULTS PROVIDER



10m Országos Bajnokság
RESULTS
10m AIR RIFLE WOMEN JUNIOR
Qualification
Százhalombatta
THU 9 FEB 2017, START TIME 13:00

Rank	FP	Bib No	Name	Nation	Team	Series				Total	Rem.
						1	2	3	4		
1	12	1312	HORVÁTH Lea 01	<u>KVSE</u>	KVSE	103.3	103.0	103.4	104.8	414.5	QF
2	29	1329	GÁSPÁR Lalita 00	<u>VASAS</u>	VASAS	102.8	102.5	103.5	104.9	413.7	QF
3	13	1313	TOMA Dorina 99	<u>UTE</u>	UTE	102.0	102.1	104.6	102.4	411.1	QF
4	27	1327	HURAI Viktória 00	<u>VASAS</u>	VASAS	100.4	102.2	102.6	104.3	409.5	QF
5	25	1325	HORVÁTH Zoé 01	<u>KVSE</u>	KVSE	102.8	103.8	100.5	102.2	409.3	QF
6	18	1318	DÉNES Eszter 01	<u>UTE</u>	UTE	102.2	102.0	102.4	101.3	407.9	QF
7	22	1322	KOZMA Nikolett 01	<u>VASAS</u>	VASAS	102.5	102.7	100.5	100.9	406.6	QF
8	7	1307	MEILINGER Flóra 98	<u>BHSE</u>	BHSE	102.8	103.5	100.5	99.2	406.0	QF
9	14	1314	BAJOS Gitta 02	FSLK		101.5	100.3	99.2	104.1	405.1	
10	10	1310	SOMOGYI Daniella 97	<u>PVLK</u>	PVLK A	99.4	100.4	101.6	101.6	403.0	
11	33	1333	SZAKÁCS Tünde 02	<u>DLA</u>	DLA A	100.9	103.0	97.8	100.8	402.5	
12	8	1308	SZALAI Fatime 99	VASAS		99.5	101.4	101.2	98.9	401.0	
13	34	1334	BERECZKY Bianka 99	<u>BHSE</u>	BHSE	101.3	98.4	100.6	100.6	400.9	
14	30	1330	TÖRÖK Csenge 01	<u>PVLK</u>	PVLK A	101.8	97.2	101.4	100.2	400.6	
15	28	1328	BÁNKI Dóra 97	<u>BHSE</u>	BHSE	101.3	101.0	98.5	99.5	400.3	
16	36	1336	LOVÁSZ Dorina 99	<u>TIG</u>	TIG	101.8	101.5	99.3	96.9	399.5	
17	32	1332	PAP Zsófia 98	FSLK		97.7	99.0	99.8	102.9	399.4	
18	21	1321	LÉVAI Krisztina 01	<u>TIG</u>	TIG	97.2	100.1	101.2	100.9	399.4	
19	35	1335	KÓNYA Imola 99	<u>UTE</u>	UTE	97.7	101.2	98.9	100.1	397.9	
20	2	1302	MÉSZÁROS Eszter 02	TIG		101.1	98.5	100.0	97.9	397.5	
21	20	1320	CSESZKA Nikolett 02	<u>KVSE</u>	KVSE	101.0	97.9	97.8	99.2	395.9	
22	3	1303	KOTRÉ Judit 02	<u>DLA</u>	DLA A	94.5	101.4	98.5	99.4	393.8	
23	26	1326	HÓF Henrietta 98	<u>PVLK</u>	PVLK A	99.8	98.1	100.1	94.0	392.0	
24	1	1301	SERES Gréta 01	<u>PVLK</u>	PVLK B	93.7	96.1	99.7	99.4	388.9	
25	17	1317	BENCSEK Dorottya 00	<u>TIG</u>	TIG	99.9	97.9	94.3	96.8	388.9	
26	38	1338	TARR Vivien 01	UTE		98.0	95.0	97.8	98.0	388.8	
27	39	1339	PITI Alexandra Nóra 98	<u>DLA</u>	DLA B	97.9	96.6	96.6	96.3	387.4	
28	6	1306	KISS Gyöngyi 98	NYPLE		99.0	96.6	97.3	93.0	385.9	
29	37	1337	KISS Rebeka 99	BHSE		92.3	95.9	97.1	98.7	384.0	
30	15	1315	KÁLMÁN Viktória 97	<u>DLA</u>	DLA A	97.9	89.2	98.5	97.5	383.1	
31	19	1319	STORCZ Júlia 02	<u>PVLK</u>	PVLK B	96.2	94.3	97.7	94.5	382.7	
32	31	1331	HAMVAS Villő Anna 99	UTE		96.5	92.1	94.9	93.7	377.2	
33	11	1311	KISAPÁTI Vivien 01	<u>DLA</u>	DLA B	94.3	93.0	94.5	92.8	374.6	
34	24	1324	LIPPAL Fanni 00	<u>DLA</u>	DLA B	94.3	90.4	95.9	89.9	370.5	

Rank	FP	Bib No	Name	Nation	Team	Series				Total	Rem.
						1	2	3	4		
35	16	1316	MOLNÁR Amelita Gerda 99	PVLK	PVLK B	83.2	85.7	78.9	84.4	332.2	
		1305	BORSOS Fanni 00	PSLENK							DNS
		1304	DRÓTOS Kinga 01	UTE							DNS
		1323	PÁL Panna 02	NYPLE							DNS
		1309	SERES Petra 01	KVSE							DNS




Protest Date / Time:

Summary

Number of athletes on this list: 39; Total number of athletes: 39; Total number of teams: 9

Legend

Team Member
FP Firing Point

Bib No Bib Number
QF Qualified for Finals

DNS Did Not Start

2BBB1E2D

Version of 9 FEB 2017, 14:26

Q000000IA0902171300.1.AR40JW.0.001.pdf

7354 3

Page 2 of 2



OFFICIAL ISSF RESULTS PROVIDER



10m Országos Bajnokság
FINAL RESULTS
10m AIR RIFLE WOMEN JUNIOR

Százhalombatta
THU 9 FEB 2017, START TIME 13:00

Rk	Bib No	Name	Nat	1st Comp. Stage		2nd Competition Stage - Elimination						Total	Rem.
1	1312	HORVÁTH Lea 01	KVSE	50.7	103.3	124.2	144.2	164.8	184.4	204.7	225.1	245.9	
				10.2	10.6	10.5	9.6	10.5	10.3	10.0	10.0	10.2	
				10.1	10.8	10.4	10.4	10.1	9.3	10.3	10.4	10.6	
				10.1	10.2								
				9.8	10.3								
				10.5	10.7								
2	1329	GÁSPÁR Lalita 00	VASAS	50.9	102.6	122.9	142.9	162.7	183.5	204.4	225.0	245.1	
				10.1	10.5	10.1	9.9	10.7	10.2	10.2	10.4	10.4	
				9.9	10.0	10.2	10.1	9.1	10.6	10.7	10.2	9.7	
				10.7	10.3								
				10.4	10.7								
				9.8	10.2								
3	1318	DÉNES Eszter 01	UTE	51.0	102.2	122.9	144.1	164.2	184.5	204.3		224.4	
				10.3	10.2	10.8	10.5	10.1	10.0	9.8	10.1		
				10.1	10.0	9.9	10.7	10.0	10.3	10.0	10.0		
				9.9	10.4								
				9.8	10.8								
				10.9	9.8								
4	1327	HURAI Viktória 00	VASAS	50.9	102.2	122.5	143.0	163.3	183.1			203.3	
				10.5	9.9	10.0	10.1	10.4	9.4	10.6			
				9.8	10.6	10.3	10.4	9.9	10.4	9.6			
				10.0	10.5								
				10.4	10.0								
				10.2	10.3								
5	1322	KOZMA Nikolett 01	VASAS	51.7	101.8	121.9	141.9	161.3				181.2	
				10.4	10.4	10.1	10.1	8.8	9.9				
				10.5	9.6	10.0	9.9	10.6	10.0				
				10.3	10.5								
				10.4	9.3								
				10.1	10.3								
6	1325	HORVÁTH Zoé 01	KVSE	48.3	99.2	119.1	139.8					160.3	
				10.2	9.9	10.2	10.7	10.3					
				8.7	10.3	9.7	10.0	10.2					
				9.7	10.2								
				10.9	10.3								
				8.8	10.2								
7	1307	MEILINGER Flóra 98	BHSE	50.6	99.6	118.2						137.8	
				10.7	9.8	9.5	9.6						
				9.4	10.3	9.1	10.0						
				10.5	9.9								
				10.2	9.3								
				9.8	9.7								
8	1313	TOMA Dorina 99	UTE	49.1	95.8							116.4	
				9.9	8.5	10.1							
				8.9	9.2	10.5							
				10.4	10.3								
				9.8	8.4								
				10.1	10.3								



10m Országos Bajnokság
RESULTS
10m AIR RIFLE WOMEN JUNIOR
TEAM

Százhalombatta
THU 9 FEB 2017, START TIME 13:00

Rank	Bib No	Name	Series				Total	Rem.
			1	2	3	4		
1		VASAS	305.7	307.4	306.6	310.1	1229.8	
	1329	GÁSPÁR Lalita 00	102.8	102.5	103.5	104.9	413.7	
	1327	HURAI Viktória 00	100.4	102.2	102.6	104.3	409.5	
	1322	KOZMA Nikolett 01	102.5	102.7	100.5	100.9	406.6	
2		KVSE	307.1	304.7	301.7	306.2	1219.7	
	1312	HORVÁTH Lea 01	103.3	103.0	103.4	104.8	414.5	
	1325	HORVÁTH Zoé 01	102.8	103.8	100.5	102.2	409.3	
	1320	CSESZKA Nikolett 02	101.0	97.9	97.8	99.2	395.9	
3		UTE	301.9	305.3	305.9	303.8	1216.9	
	1313	TOMA Dorina 99	102.0	102.1	104.6	102.4	411.1	
	1318	DÉNES Eszter 01	102.2	102.0	102.4	101.3	407.9	
	1335	KÓNYA Imola 99	97.7	101.2	98.9	100.1	397.9	
4		BHSE	305.4	302.9	299.6	299.3	1207.2	
	1307	MEILINGER Flóra 98	102.8	103.5	100.5	99.2	406.0	
	1334	BERECZKY Bianka 99	101.3	98.4	100.6	100.6	400.9	
	1328	BÁNKI Dóra 97	101.3	101.0	98.5	99.5	400.3	
5		PVLK A	301.0	295.7	303.1	295.8	1195.6	
	1310	SOMOGYI Daniella 97	99.4	100.4	101.6	101.6	403.0	
	1330	TÖRÖK Csenge 01	101.8	97.2	101.4	100.2	400.6	
	1326	HÓF Henrietta 98	99.8	98.1	100.1	94.0	392.0	
6		TIG	298.9	299.5	294.8	294.6	1187.8	
	1336	LOVÁSZ Dorina 99	101.8	101.5	99.3	96.9	399.5	
	1321	LÉVAI Krisztina 01	97.2	100.1	101.2	100.9	399.4	
	1317	BENCSIK Dorottya 00	99.9	97.9	94.3	96.8	388.9	
7		DLA A	293.3	293.6	294.8	297.7	1179.4	
	1333	SZAKÁCS Tünde 02	100.9	103.0	97.8	100.8	402.5	
	1303	KOTRÉ Judit 02	94.5	101.4	98.5	99.4	393.8	
	1315	KÁLMÁN Viktória 97	97.9	89.2	98.5	97.5	383.1	

[Handwritten signature]

[Handwritten signature]

Rank	Bib No	Name	Series				Total	Rem.
			1	2	3	4		
8		DLA B	286.5	280.0	287.0	279.0	1132.5	
	1339	PITI Alexandra Nóra 98	97.9	96.6	96.6	96.3	387.4	
	1311	KISAPÁTI Vivien 01	94.3	93.0	94.5	92.8	374.6	
	1324	LIPPAI Fanni 00	94.3	90.4	95.9	89.9	370.5	
9		PVLK B	273.1	276.1	276.3	278.3	1103.8	
	1301	SERES Gréta 01	93.7	96.1	99.7	99.4	388.9	
	1319	STORCZ Júlia 02	96.2	94.3	97.7	94.5	382.7	
	1316	MOLNÁR Amelita Gerda 99	83.2	85.7	78.9	84.4	332.2	

[Handwritten signature]

[Handwritten signature]

Protest Date / Time:

Summary

Number of athletes on this list: 27; Total number of athletes: 39; Total number of teams: 9

Legend

7F2E4317

Bib No Bib Number

Version of 9 FEB 2017, 14:27

Q000000TA0902171300.1.AR40JW.0.001.pdf

7354

3

Page 2 of 2



OFFICIAL ISSF RESULTS PROVIDER



10m Országos Bajnokság

RESULTS

10m AIR RIFLE MEN JUNIOR

Qualification

Százhalombatta

THU 9 FEB 2017, START TIME 14:35

Rank	FP	Bib No	Name	Nation	Team	Series						Total	Rem
						1	2	3	4	5	6		
1	23	1423	PÉNI István 97	<u>UTE</u>	UTE A	105.2	105.4	105.2	104.9	105.1	104.9	630.7	QF
2	29	1429	VAS Péter 98	<u>FSLK</u>	FSLK A	105.4	103.7	104.8	105.4	103.1	102.8	625.2	QF
3	24	1424	KOVÁCS Csaba 99	CTSE		104.9	103.4	104.0	103.7	103.5	104.1	623.6	QF
4	16	1416	BUKOVSZKY Péter 98	<u>UTE</u>	UTE A	102.7	102.8	102.0	99.2	104.5	104.4	615.6	QF
5	1	1401	TAKÁCS Csaba 00	CSLE		100.2	103.1	103.7	102.8	102.9	102.4	615.1	QF
6	15	1415	PEKLER Zalán 00	<u>FSLK</u>	FSLK A	102.8	99.9	100.0	103.8	104.0	103.8	614.3	QF
7	11	1411	PRÁGAI Patrik 98	<u>UTE</u>	UTE A	103.1	101.2	104.0	101.9	102.2	101.9	614.3	QF
8	30	1430	MANGÓ Marcell 01	CTSE		101.5	100.8	103.2	102.3	100.9	103.9	612.6	QF
9	3	1403	KISS Viktor 01	<u>UTE</u>	UTE B	100.8	103.0	100.5	102.8	100.1	103.1	610.3	
10	25	1425	KOCZKÁS Dávid 01	<u>FSLK</u>	FSLK B	99.3	101.4	100.5	98.7	102.8	102.5	605.2	
11	33	1433	SIMAI Márton 01	<u>UTE</u>	UTE B	100.0	100.1	102.0	100.8	101.4	100.6	604.9	
12	36	1436	TÓTH Tamás 99	<u>FSLK</u>	FSLK A	102.7	101.3	99.7	99.4	99.9	101.4	604.4	
13	5	1405	SZABÓ Zsolt 00	<u>FSLK</u>	FSLK B	99.1	100.9	101.7	100.9	99.7	100.0	602.3	
14	18	1418	HAMMERL Soma 01	<u>UTE</u>	UTE B	101.2	102.1	100.8	100.6	98.0	99.3	602.0	
15	8	1408	HALÁSZ István 01	EPLÉ		99.0	100.9	100.6	98.9	101.7	99.8	600.9	
16	7	1407	BOROS Dániel 01	<u>UTE</u>	UTE C	98.2	101.3	101.4	101.1	98.4	98.9	599.3	
17	27	1427	GYETVAI Marcell 99	<u>UTE</u>	UTE C	97.4	100.1	100.6	101.6	99.9	99.2	598.8	
18	2	1402	KLENCZNER Márton 01	<u>TIG</u>	TIG	99.4	100.2	99.0	102.0	94.9	102.5	598.0	
19	37	1437	SZILÁGYI Attila 02	<u>KVSE</u>	KVSE	100.2	100.7	101.8	99.2	99.6	95.9	597.4	
20	38	1438	VARGA Dominik 99	<u>UTE</u>	UTE C	98.2	99.6	100.9	100.5	97.2	100.8	597.2	
21	26	1426	GULYÁS István Dániel 99	<u>PVLK</u>	PVLK	99.2	102.9	98.4	98.0	100.8	97.8	597.1	
22	21	1421	KELKÓ Balázs 98	<u>FSLK</u>	FSLK B	97.2	97.9	97.7	100.7	101.3	102.2	597.0	
23	19	1419	MÉSZÁROS Botond 00	<u>VASA</u> <u>S</u>	VASAS	100.8	98.0	97.3	100.0	100.0	99.2	595.3	
24	12	1412	DÖRY PREISZ András 99	<u>VASA</u> <u>S</u>	VASAS	96.7	99.0	98.4	98.0	97.0	95.7	584.8	
25	9	1409	ÉRI Dominik 02	<u>KVSE</u>	KVSE	98.7	97.4	95.7	98.5	96.5	96.9	583.7	
26	20	1420	MAJOR Milán 97	BHSE		98.3	98.8	99.1	95.3	95.8	95.1	582.4	
27	4	1404	CSIZMADIA Balázs 02	<u>PVLK</u>	PVLK	95.4	100.1	92.2	101.9	93.0	97.5	580.1	
28	32	1432	MÁRTON Roland 01	<u>PVLK</u>	PVLK	97.6	95.5	91.1	94.7	98.1	97.3	574.3	
29	10	1410	ZSIBORÁS Márton 00	<u>TIG</u>	TIG	92.3	94.6	97.2	99.1	92.9	97.6	573.7	
30	17	1417	BÓCZ Bendegúz 00	<u>TIG</u>	TIG	95.1	95.5	94.8	93.6	96.7	91.0	566.7	
31	28	1428	GLÁZER Bence 02	<u>VASA</u> <u>S</u>	VASAS	94.3	94.3	96.5	93.3	93.1	92.0	563.5	
32	13	1413	KOCSIS András 02	<u>KVSE</u>	KVSE	95.6	89.6	89.5	96.9	99.7	88.0	559.3	

Rank	FP	Bib No	Name	Nation	Team	Series						Total	Rem
						1	2	3	4	5	6		
33	34	1434	NAGY Kristóf 01	KVSE		97.1	88.2	88.2	90.1	91.2	86.7	541.5	
		1435	BERKI Dominik 98	UTE									DN S
		1414	BESENYI Dávid 01	UTE									DN S
		1406	KOCSIS Benedek 99	MELK									DN S
		1422	TURI Zsolt 98	KVSE									DN S
		1439	VÉGHELYI Tamás 99	UTE									DN S




Protest Date / Time:

Summary

Number of athletes on this list: 38; Total number of athletes: 38; Total number of teams: 9

Legend

E4B467BA

Team Member
FP Firing Point

Bib No Bib Number
QF Qualified for Finals

DNS
Rem

Did Not Start
Remarks

Version of 9 FEB 2017, 16:16

Q100000IA0902171435.1.AR60JM.0.001.pdf

7354

4

Page 2 of 2



OFFICIAL ISSF RESULTS PROVIDER



10m Országos Bajnokság

FINAL RESULTS

10m AIR RIFLE MEN JUNIOR

Százhalombatta
THU 9 FEB 2017, START TIME 14:35

Rk	Bib No	Name	Nat	1st Comp. Stage		2nd Competition Stage - Elimination						Total	Rem.
1	1430	MANGÓ Marcell 01	CTSE	52.1	103.8	124.9	146.0	166.7	188.2	208.1	228.4	249.6	S-off: 10.7
				10.6	9.9	10.2	10.7	10.0	10.8	10.1	10.1	10.6	
				10.2	10.5	10.9	10.4	10.7	10.7	9.8	10.2	10.6	
				10.5	10.8								
				10.5	9.9								
				10.3	10.6								
2	1423	PÉNI István 97	UTE	52.0	103.5	124.3	144.9	166.2	187.5	208.2	228.9	249.6	S-off: 10.5
				10.1	10.4	10.5	10.4	10.7	10.9	10.6	10.7	10.7	
				10.5	10.3	10.3	10.2	10.6	10.4	10.1	10.0	10.0	
				10.6	10.0								
				10.7	10.7								
				10.1	10.1								
3	1424	KOVÁCS Csaba 99	CTSE	52.1	103.3	123.0	143.7	164.5	185.4	206.7		228.1	
				10.5	10.3	10.0	10.4	10.0	10.5	10.6	10.9		
				10.0	10.2	9.7	10.3	10.8	10.4	10.7	10.5		
				10.7	10.3								
				10.3	10.4								
				10.6	10.0								
4	1429	VAS Péter 98	FSLK	48.5	100.4	121.4	142.2	163.6	184.4			204.4	
				9.3	10.7	10.8	10.6	10.6	10.1	9.6			
				9.0	10.1	10.2	10.2	10.8	10.7	10.4			
				9.4	10.3								
				10.2	10.3								
				10.6	10.5								
5	1416	BUKOVSZKY Péter 98	UTE	51.5	101.8	122.4	142.6	163.7				183.8	
				10.1	10.2	10.6	10.3	10.3	9.8				
				10.9	10.1	10.0	9.9	10.8	10.3				
				10.4	10.2								
				10.0	10.2								
				10.1	9.6								
6	1401	TAKÁCS Csaba 00	CSLE	51.2	101.8	122.8	143.6					163.5	
				10.6	10.2	10.4	10.3	10.3					
				10.5	10.1	10.6	10.5	9.6					
				10.4	10.4								
				9.5	10.0								
				10.2	9.9								
7	1415	PEKLER Zalán 00	FSLK	50.5	101.3	120.8						141.5	
				10.6	10.7	9.5	10.0						
				10.5	9.8	10.0	10.7						
				9.4	10.5								
				9.6	9.9								
				10.4	9.9								
8	1411	PRÁGAI Patrik 98	UTE	46.0	96.2							116.3	
				9.8	9.7	10.2							
				9.3	9.6	9.9							
				8.0	9.9								
				9.8	10.5								
				9.1	10.5								



10m Országos Bajnokság
RESULTS
10m AIR RIFLE MEN JUNIOR
TEAM

Százhalombatta
THU 9 FEB 2017, START TIME 14:35

Rank	Bib No	Name	Series						Total	Rem.
			1	2	3	4	5	6		
1		UTE A	311.0	309.4	311.2	306.0	311.8	311.2	1860.6	
	1423	PÉNI István 97	105.2	105.4	105.2	104.9	105.1	104.9	630.7	
	1416	BUKOVSKY Péter 98	102.7	102.8	102.0	99.2	104.5	104.4	615.6	
	1411	PRÁGAI Patrik 98	103.1	101.2	104.0	101.9	102.2	101.9	614.3	
2		FSLK A	310.9	304.9	304.5	308.6	307.0	308.0	1843.9	
	1429	VAS Péter 98	105.4	103.7	104.8	105.4	103.1	102.8	625.2	
	1415	PEKLER Zsolt 00	102.8	99.9	100.0	103.8	104.0	103.8	614.3	
	1436	TÓTH Tamás 99	102.7	101.3	99.7	99.4	99.9	101.4	604.4	
3		UTE B	302.0	305.2	303.3	304.2	299.5	303.0	1817.2	
	1403	KISS Viktor 01	100.8	103.0	100.5	102.8	100.1	103.1	610.3	
	1433	SIMAI Márton 01	100.0	100.1	102.0	100.8	101.4	100.6	604.9	
	1418	HAMMERL Soma 01	101.2	102.1	100.8	100.6	98.0	99.3	602.0	
4		FSLK B	295.6	300.2	299.9	300.3	303.8	304.7	1804.5	
	1425	KOCZKÁS Dávid 01	99.3	101.4	100.5	98.7	102.8	102.5	605.2	
	1405	SZABÓ Zsolt 00	99.1	100.9	101.7	100.9	99.7	100.0	602.3	
	1421	KELKÓ Balázs 98	97.2	97.9	97.7	100.7	101.3	102.2	597.0	
5		UTE C	293.8	301.0	302.9	303.2	295.5	298.9	1795.3	
	1407	BOROS Dániel 01	98.2	101.3	101.4	101.1	98.4	98.9	599.3	
	1427	GYETVAI Marcell 99	97.4	100.1	100.6	101.6	99.9	99.2	598.8	
	1438	VARGA Dominik 99	98.2	99.6	100.9	100.5	97.2	100.8	597.2	
6		PVLK	292.2	298.5	281.7	294.6	291.9	292.6	1751.5	
	1426	GULYÁS István Dániel 99	99.2	102.9	98.4	98.0	100.8	97.8	597.1	
	1404	CSIZMADIA Balázs 02	95.4	100.1	92.2	101.9	93.0	97.5	580.1	
	1432	MÁRTON Roland 01	97.6	95.5	91.1	94.7	98.1	97.3	574.3	
7		VASAS	291.8	291.3	292.2	291.3	290.1	286.9	1743.6	
	1419	MÉSZÁROS Botond 00	100.8	98.0	97.3	100.0	100.0	99.2	595.3	
	1412	DÖRY PREISZ András 99	96.7	99.0	98.4	98.0	97.0	95.7	584.8	
	1428	GLÁZER Bence 02	94.3	94.3	96.5	93.3	93.1	92.0	563.5	

Rank	Bib No	Name	Series						Total	Rem.
			1	2	3	4	5	6		
8		KVSE	294.5	287.7	287.0	294.6	295.8	280.8	1740.4	
	1437	SZILÁGYI Attila 02	100.2	100.7	101.8	99.2	99.6	95.9	597.4	
	1409	ÉRI Dominik 02	98.7	97.4	95.7	98.5	96.5	96.9	583.7	
	1413	KOCSIS András 02	95.6	89.6	89.5	96.9	99.7	88.0	559.3	
9		TIG	286.8	290.3	291.0	294.7	284.5	291.1	1738.4	
	1402	KLENCZNER Márton 01	99.4	100.2	99.0	102.0	94.9	102.5	598.0	
	1410	ZSIBORÁS Márton 00	92.3	94.6	97.2	99.1	92.9	97.6	573.7	
	1417	BÓCZ Bendegúz 00	95.1	95.5	94.8	93.6	96.7	91.0	566.7	

Handwritten signature

Handwritten signature

Protest Date / Time:

Summary

Number of athletes on this list: 27; Total number of athletes: 38; Total number of teams: 9

Legend

Bib No **Bib Number** **DNS** **Did Not Start**

Version of 9 FEB 2017, 16:17

Q100000TA0902171435.1.AR60JM.0.001.pdf

7354

4

Page 2 of 2

877C81A7



OFFICIAL ISSF RESULTS PROVIDER



10m Országos Bajnokság

RESULTS

10m AIR RIFLE MEN YOUTH

Qualification

Százhalombatta

FRI 10 FEB 2017, START TIME 08:45

Rank	FP	Bib No	Name	Natio n	Team	Series						Total	Re m
						1	2	3	4	5	6		
1	29	2129	PEKLER Zalán 00	<u>FSLK</u>	FSLK	101.2	103.2	103.2	101.9	104.6	103.3	617.4	QF
2	5	2145	MANGÓ Marcell 01	<u>CTSE</u>		103.5	99.7	103.6	104.4	103.6	102.1	616.9	QF
3	17	2117	WITTMANN Péter 03	<u>APLE</u>	APLE	104.6	103.7	100.3	100.9	99.5	101.9	610.9	QF
4	20	2120	HAMMERL Soma 01	<u>UTE</u>	UTE	100.6	100.7	103.2	102.8	101.8	99.2	608.3	
5	30	2130	KURUCZ Máté 01	<u>ZTE</u>	ZTE	99.2	101.3	101.7	100.6	102.7	102.2	607.7	
6	13	2113	SIMAI Márton 01	<u>UTE</u>	UTE	102.1	99.2	100.1	103.8	101.3	100.9	607.4	
7	36	2136	TAKÁCS Csaba 00	<u>CSLE</u>	CSLE	103.5	101.7	98.5	100.7	102.0	100.5	606.9	
8	34	2134	KISS Viktor 01	<u>UTE</u>	UTE	100.0	99.1	102.1	100.4	101.3	102.4	605.3	
9	26	2126	ÉRI Dominik 02	<u>KVSE</u>	KVSE	102.5	96.4	100.2	99.9	102.1	97.9	599.0	
10	1	2141	KLENCZNER Márton 01	<u>TIG</u>	TIG	102.7	97.1	98.9	102.4	97.7	99.6	598.4	
11	8	2108	SZABÓ Zsolt 00	<u>FSLK</u>	FSLK	102.4	99.8	103.1	97.9	98.1	96.8	598.1	
12	21	2121	MÉSZÁROS Botond 00	<u>VASA S</u>	VASAS	100.2	97.9	98.4	100.6	98.6	101.7	597.4	
13	37	2137	KOCZKÁS Dávid 01	<u>FSLK</u>	FSLK	100.5	97.9	103.6	98.9	97.8	98.1	596.8	
14	32	2132	SZILÁGYI Attila 02	<u>KVSE</u>	KVSE	98.1	100.1	98.8	100.5	100.1	96.2	593.8	
15	22	2122	PAP András 01	<u>FSLK</u>		99.9	98.0	98.7	97.1	97.3	97.9	588.9	
16	31	2131	TÓTH Mátyás 02	<u>APLE</u>	APLE	96.5	98.4	96.1	97.9	97.0	97.3	583.2	
17	35	2135	KÁLMÁN Bálint 04	<u>ZTE</u>	ZTE	96.2	98.1	97.4	96.3	96.7	98.0	582.7	
18	25	2125	HALÁSZ István 01	<u>EPLÉ</u>	EPLÉ	95.9	98.6	95.0	99.3	95.1	97.1	581.0	
19	7	2107	GÖCZE Tamás 04	<u>CSLE</u>	CSLE	98.1	97.4	96.9	98.5	95.2	94.9	581.0	
20	2	2142	BOROS Dániel 01	<u>UTE</u>		97.3	98.9	93.5	101.1	97.3	92.8	580.9	
21	27	2127	MÁRTON Roland 01	<u>PVLK</u>	PVLK A	98.0	97.1	100.0	95.0	98.8	90.7	579.6	
22	12	2112	KOZMA Bence 02	<u>VASA S</u>	VASAS	93.1	99.1	96.0	93.5	96.9	99.4	578.0	
23	28	2128	GLÁZER Bence 02	<u>VASA S</u>	VASAS	96.1	92.9	98.0	95.0	96.7	98.6	577.3	
24	14	2114	CSIZMADIA Balázs 02	<u>PVLK</u>	PVLK A	91.2	97.2	95.4	96.3	99.2	97.9	577.2	
25	39	2139	TÖRÖK Ferenc 03	<u>CSLE</u>	CSLE	95.6	98.1	97.7	96.0	95.1	94.1	576.6	
26	24	2124	ROMÁNSZKI Péter 01	<u>APLE</u>	APLE	98.2	93.4	95.5	96.4	95.6	94.6	573.7	
27	19	2119	KOCSIS András 02	<u>KVSE</u>	KVSE	91.7	92.2	97.4	97.3	94.0	98.8	571.4	
28	5	2105	ZSIBORÁS Márton 00	<u>TIG</u>	TIG	96.1	96.7	94.5	94.2	95.4	93.3	570.2	
29	11	2111	BÓCZ Bendegúz 00	<u>TIG</u>	TIG	95.0	95.8	91.5	94.8	92.1	90.4	559.6	
30	3	2143	VARGA Bence 02	<u>PVLK</u>	PVLK B	92.5	90.6	88.5	92.4	94.2	93.5	551.7	
31	4	2144	NAGY Kristóf 01	<u>KVSE</u>		85.8	95.9	88.9	91.4	90.9	86.6	539.5	
32	38	2138	KIS Botond 03	<u>KLSE</u>	KLSE	88.4	89.0	91.1	92.0	91.7	86.9	539.1	

Rank	FP	Bib No	Name	Nation	Team	Series						Total	Rem
						1	2	3	4	5	6		
33	2	2102	BENDA Donát 02	<u>KLSE</u>	KLSE	92.8	90.8	93.2	88.8	83.6	87.8	537.0	
34	6	2106	VARGA Botond 01	<u>PVLK</u>	PVLK A	91.2	88.4	92.3	92.5	83.6	85.6	533.6	
35	16	2116	SZULCSÁN Attila 06	<u>KLSE</u>	KLSE	85.5	91.9	87.7	86.6	90.2	85.9	527.8	
36	18	2118	GERCUJ Bence 01	<u>EPLE</u>	EPLE	83.8	90.2	84.9	87.7	90.6	89.7	526.9	
37	40	2140	LEIPOLD Dániel 04	<u>PVLK</u>	PVLK	86.6	88.3	88.8	82.3	93.1	87.3	526.4	
38	4	2104	MAKÁNY András 01	<u>PVLK</u>	PVLK B	82.4	89.1	89.6	77.8	90.9	90.9	520.7	
39	1	2101	MÉSZÁROS Dániel 02	<u>CSLE</u>	CSLE	82.2	90.9	86.5	86.0	81.5	91.4	518.5	
40	33	2133	HÖLBLING Dávid 01	<u>PVLK</u>	PVLK B	91.5	76.4	93.9	84.4	73.5	78.2	497.9	
41	23	2123	TERDIK Máté 02	<u>CSLE</u>	CSLE	77.8	75.5	79.9	84.2	82.8	91.9	492.1	
42	10	2110	FARKAS Martin 04	<u>EPLE</u>	EPLE	75.9	67.8	81.5	76.9	87.0	77.6	466.7	
43	3	2103	VARGA Botond 04	<u>ZTE</u>	ZTE	87.8	94.9	88.1	<u>19.3</u>			290.1	DNF
		2115	BESENYI Dávid 01	<u>UTE</u>	UTE								DN S
		2109	FATTER Benett 04	<u>UTE</u>	UTE								DN S




Protest Date / Time:

Summary

Number of athletes on this list: 45; Total number of athletes: 45; Total number of teams: 12

Legend

88676C3D

<u>Team Member</u>	<u>Bib No</u>	<u>Bib Number</u>	<u>DNF</u>	<u>Did Not Finish</u>
<u>Did Not Start</u>	<u>FP</u>	<u>Firing Point</u>	<u>QF</u>	<u>Qualified for Finals</u>
<u>Remarks</u>				





10m Országos Bajnokság
RESULTS
10m AIR RIFLE MEN YOUTH
TEAM

Százhalombatta
FRI 10 FEB 2017, START TIME 08:45

Rank	Bib No	Name	Series						Total	Rem.
			1	2	3	4	5	6		
1		UTE	302.7	299.0	305.4	307.0	304.4	302.5	1821.0	
	2120	HAMMERL Soma 01	100.6	100.7	103.2	102.8	101.8	99.2	608.3	
	2113	SIMAI Márton 01	102.1	99.2	100.1	103.8	101.3	100.9	607.4	
	2134	KISS Viktor 01	100.0	99.1	102.1	100.4	101.3	102.4	605.3	
2		FSLK	304.1	300.9	309.9	298.7	300.5	298.2	1812.3	
	2129	PEKLER Zalán 00	101.2	103.2	103.2	101.9	104.6	103.3	617.4	
	2108	SZABÓ Zsolt 00	102.4	99.8	103.1	97.9	98.1	96.8	598.1	
	2137	KOCZKÁS Dávid 01	100.5	97.9	103.6	98.9	97.8	98.1	596.8	
3		APPLE	299.3	295.5	291.9	295.2	292.1	293.8	1767.8	
	2117	WITTMANN Péter 03	104.6	103.7	100.3	100.9	99.5	101.9	610.9	
	2131	TÓTH Mátyás 02	96.5	98.4	96.1	97.9	97.0	97.3	583.2	
	2124	ROMÁNSZKI Péter 01	98.2	93.4	95.5	96.4	95.6	94.6	573.7	
4		CSLE	297.2	297.2	293.1	295.2	292.3	289.5	1764.5	
	2136	TAKÁCS Csaba 00	103.5	101.7	98.5	100.7	102.0	100.5	606.9	
	2107	GÓCZE Tamás 04	98.1	97.4	96.9	98.5	95.2	94.9	581.0	
	2139	TÖRÖK Ferenc 03	95.6	98.1	97.7	96.0	95.1	94.1	576.6	
5		KVSE	292.3	288.7	296.4	297.7	296.2	292.9	1764.2	
	2126	ÉRI Dominik 02	102.5	96.4	100.2	99.9	102.1	97.9	599.0	
	2132	SZILÁGYI Attila 02	98.1	100.1	98.8	100.5	100.1	96.2	593.8	
	2119	KOCSIS András 02	91.7	92.2	97.4	97.3	94.0	98.8	571.4	
6		VASAS	289.4	289.9	292.4	289.1	292.2	299.7	1752.7	
	2121	MÉSZÁROS Botond 00	100.2	97.9	98.4	100.6	98.6	101.7	597.4	
	2112	KOZMA Bence 02	93.1	99.1	96.0	93.5	96.9	99.4	578.0	
	2128	GLÁZER Bence 02	96.1	92.9	98.0	95.0	96.7	98.6	577.3	
7		TIG	293.8	289.6	284.9	291.4	285.2	283.3	1728.2	
	2141	KLENCZNER Márton 01	102.7	97.1	98.9	102.4	97.7	99.6	598.4	
	2105	ZSIBORÁS Márton 00	96.1	96.7	94.5	94.2	95.4	93.3	570.2	
	2111	BÓCZ Bendegúz 00	95.0	95.8	91.5	94.8	92.1	90.4	559.6	

Rank	Bib No	Name	Series						Total	Rem.
			1	2	3	4	5	6		
8		PVLK A	280.4	282.7	287.7	283.8	281.6	274.2	1690.4	
	2127	MÁRTON Roland 01	98.0	97.1	100.0	95.0	98.8	90.7	579.6	
	2114	CSIZMADIA Balázs 02	91.2	97.2	95.4	96.3	99.2	97.9	577.2	
	2106	VARGA Botond 01	91.2	88.4	92.3	92.5	83.6	85.6	533.6	
9		KLSE	266.7	271.7	272.0	267.4	265.5	260.6	1603.9	
	2138	KIS Botond 03	88.4	89.0	91.1	92.0	91.7	86.9	539.1	
	2102	BENDA Donát 02	92.8	90.8	93.2	88.8	83.6	87.8	537.0	
	2116	SZULCSÁN Attila 06	85.5	91.9	87.7	86.6	90.2	85.9	527.8	
10		EPLÉ	255.6	256.6	261.4	263.9	272.7	264.4	1574.6	
	2125	HALÁSZ István 01	95.9	98.6	95.0	99.3	95.1	97.1	581.0	
	2118	GERCUJ Bence 01	83.8	90.2	84.9	87.7	90.6	89.7	526.9	
	2110	FARKAS Martin 04	75.9	67.8	81.5	76.9	87.0	77.6	466.7	
11		PVLK B	266.4	256.1	272.0	254.6	258.6	262.6	1570.3	
	2143	VARGA Bence 02	92.5	90.6	88.5	92.4	94.2	93.5	551.7	
	2104	MAKÁNY András 01	82.4	89.1	89.6	77.8	90.9	90.9	520.7	
	2133	HÖLBLING Dávid 01	91.5	76.4	93.9	84.4	73.5	78.2	497.9	
12		ZTE	283.2	294.3	287.2				1480.5	
	2130	KURUCZ Máté 01	99.2	101.3	101.7	100.6	102.7	102.2	607.7	
	2135	KÁLMÁN Bálint 04	96.2	98.1	97.4	96.3	96.7	98.0	582.7	
	2103	VARGA Botond 04	87.8	94.9	88.1	<u>19.3</u>			290.1 DNF	

Protest Date / Time:

Summary

Number of athletes on this list: 36; Total number of athletes: 45; Total number of teams: 12

Legend

Bib No **Bib Number**

DNF **Did Not Finish**

Version of 10 FEB 2017, 10:31

Q100000TA1002170845 1.AR60YM.0.001.pdf

7354

5

Page 2 of 2

DC3B2899



OFFICIAL ISSF RESULTS PROVIDER



10m Országos Bajnokság
RESULTS
10m AIR RIFLE WOMEN YOUTH
Qualification
Százhalombatta
FRI 10 FEB 2017, START TIME 10:46

Rank	FP	Bib No	Name	Nation	Team	Series				Total	Rem.
						1	2	3	4		
1	35	2235	HORVÁTH Lea 01	<u>KVSE</u>	KVSE A	102.5	102.5	104.1	103.2	412.3	QF
2	25	2225	DÉNES Eszter 01	<u>UTE</u>	UTE	103.7	101.7	103.8	102.7	411.9	QF
3	19	2219	HORVÁTH Zoé 01	<u>KVSE</u>	KVSE A	105.1	102.9	100.4	99.4	407.8	QF
4	31	2231	BAJOS Gitta 02	<u>FSLK</u>	FSLK	100.3	102.2	101.3	101.4	405.2	
5	21	2221	JÁKÓ Miriam 04	<u>CTSE</u>	CTSE	100.6	99.2	100.7	102.1	402.6	
6	20	2220	KISAPÁTI Vivien 01	<u>DLA</u>	DLA A	96.6	102.8	101.4	101.2	402.0	
7	36	2236	MÉSZÁROS Eszter 02	<u>TIG</u>	TIG	100.6	99.5	100.0	100.8	400.9	
8	12	2212	SZAKÁCS Tünde 02	<u>DLA</u>	DLA A	101.3	102.6	95.4	100.1	399.4	
9	24	2224	LÉVAI Krisztina 01	<u>TIG</u>	TIG	100.6	97.4	100.1	101.2	399.3	
10	9	2209	TÖRÖK Csenge 01	<u>PVLK</u>	PVLK	99.5	98.8	99.9	101.1	399.3	
11	30	2230	SERES Gréta 01	<u>PVLK</u>	PVLK	98.6	97.8	99.6	101.9	397.9	
12	27	2227	CSESZKA Nikolett 02	<u>KVSE</u>	KVSE A	100.1	100.6	95.7	100.0	396.4	
13	26	2226	KISS Éva 04	<u>FSLK</u>	FSLK	99.7	98.7	96.7	100.7	395.8	
14	23	2223	BORSOS Fanni 00	PSLENK		98.5	97.8	100.4	98.6	395.3	
15	10	2210	BENCSIK Dorottya 00	<u>TIG</u>	TIG	96.4	97.2	100.2	99.9	393.7	
16	11	2211	TARR Vivien 01	<u>UTE</u>	UTE	97.7	98.9	100.0	96.6	393.2	
17	16	2216	BACSA Flóra 01	<u>CTSE</u>	CTSE	97.2	100.2	96.4	97.8	391.6	
18	37	2237	KOTRÉ Judit 02	<u>DLA</u>	DLA A	100.5	97.5	94.8	97.8	390.6	
19	13	2213	FARKAS Dóra 03	AVSC		93.5	99.5	99.5	96.9	389.4	
20	17	2217	SZEGESDI Dóra 03	<u>UTE</u>	UTE	95.2	99.9	97.6	96.7	389.4	
21	32	2232	JÓJÁRT Viktória 03	<u>CTSE</u>	CTSE	97.6	96.1	99.1	95.2	388.0	
22	22	2222	STORCZ Júlia 02	<u>PVLK</u>	PVLK	96.0	99.9	93.6	98.2	387.7	
23	33	2233	SERES Petra 01	<u>KVSE</u>	KVSE B	96.8	85.2	99.7	102.0	383.7	
24	38	2238	KERÉKGYÁRTÓ Lili 03	CSLE		94.9	92.9	95.3	94.8	377.9	
25	14	2214	ÉRI Barbara 02	<u>KVSE</u>	KVSE B	98.3	93.3	89.5	93.8	374.9	
26	29	2229	SZÉP Csenge 02	<u>KVSE</u>	KVSE B	91.0	92.7	96.9	93.6	374.2	
27	8	2208	LIPPAI Fanni 00	<u>DLA</u>	DLA B	92.6	94.5	92.6	92.5	372.2	
28	40	2240	DRÓTOS Kinga 01	UTE		92.9	90.9	91.5	91.7	367.0	
29	28	2228	PANYOR Kamilla 03	<u>DLA</u>	DLA B	87.6	93.3	93.5	90.1	364.5	
30	15	2215	THIELICKE Tilda 03	<u>DLA</u>	DLA B	89.6	91.7	89.1	93.6	364.0	
31	39	2239	POK Fanni 05	<u>FSLK</u>	FSLK	89.9	83.4	91.2	86.9	351.4	
		2218	BREZNICZKY Beáta 00	CTSE							DNS



10m Országos Bajnokság
RESULTS
10m AIR RIFLE WOMEN YOUTH
TEAM
Százhalombatta
FRI 10 FEB 2017, START TIME 10:46

Rank	Bib No	Name	Series				Total	Rem.
			1	2	3	4		
1		KVSE A	307.7	306.0	300.2	302.6	1216.5	
	2235	HORVÁTH Lea 01	102.5	102.5	104.1	103.2	412.3	
	2219	HORVÁTH Zoé 01	105.1	102.9	100.4	99.4	407.8	
	2227	CSESZKA Nikolett 02	100.1	100.6	95.7	100.0	396.4	
2		UTE	296.6	300.5	301.4	296.0	1194.5	
	2225	DÉNES Eszter 01	103.7	101.7	103.8	102.7	411.9	
	2211	TARR Vivien 01	97.7	98.9	100.0	96.6	393.2	
	2217	SZEGESDI Dóra 03	95.2	99.9	97.6	96.7	389.4	
3		TIG	297.6	294.1	300.3	301.9	1193.9	
	2236	MÉSZÁROS Eszter 02	100.6	99.5	100.0	100.8	400.9	
	2224	LÉVAI Krisztina 01	100.6	97.4	100.1	101.2	399.3	
	2210	BENCSIK Dorottya 00	96.4	97.2	100.2	99.9	393.7	
4		DLA A	298.4	302.9	291.6	299.1	1192.0	
	2220	KISAPÁTI Vivien 01	96.6	102.8	101.4	101.2	402.0	
	2212	SZAKÁCS Tünde 02	101.3	102.6	95.4	100.1	399.4	
	2237	KOTRÉ Judit 02	100.5	97.5	94.8	97.8	390.6	
5		PVLK	294.1	296.5	293.1	301.2	1184.9	
	2209	TÖRÖK Csenge 01	99.5	98.8	99.9	101.1	399.3	
	2230	SERES Gréta 01	98.6	97.8	99.6	101.9	397.9	
	2222	STORCZ Júlia 02	96.0	99.9	93.6	98.2	387.7	
6		CTSE	295.4	295.5	296.2	295.1	1182.2	
	2221	JÁKÓ Miriam 04	100.6	99.2	100.7	102.1	402.6	
	2216	BACSA Flóra 01	97.2	100.2	96.4	97.8	391.6	
	2232	JÓJÁRT Viktória 03	97.6	96.1	99.1	95.2	388.0	
7		FSLK	289.9	284.3	289.2	289.0	1152.4	
	2231	BAJOS Gitta 02	100.3	102.2	101.3	101.4	405.2	
	2226	KISS Éva 04	99.7	98.7	96.7	100.7	395.8	
	2239	POK Fanni 05	89.9	83.4	91.2	86.9	351.4	

[Handwritten signature]

[Handwritten signature]

Rank	Bib No	Name	Series				Total	Rem.
			1	2	3	4		
8		KVSE B	286.1	271.2	286.1	289.4	1132.8	
	2233	SERES Petra 01	96.8	85.2	99.7	102.0	383.7	
	2214	ÉRI Barbara 02	98.3	93.3	89.5	93.8	374.9	
	2229	SZÉP Csenge 02	91.0	92.7	96.9	93.6	374.2	
9		DLA B	269.8	279.5	275.2	276.2	1100.7	
	2208	LIPPAI Fanni 00	92.6	94.5	92.6	92.5	372.2	
	2228	PANYOR Kamilla 03	87.6	93.3	93.5	90.1	364.5	
	2215	THIELICKE Tilda 03	89.6	91.7	89.1	93.6	364.0	

[Handwritten signature]

[Handwritten signature]

Protest Date / Time:

Summary

Number of athletes on this list: 27; Total number of athletes: 32; Total number of teams: 9

Legend

Bib No **Bib Number**

A8D4A16A





10m Országos Bajnokság
RESULTS
10m AIR PISTOL MEN YOUTH
Qualification
Százhalombatta
FRI 10 FEB 2017, START TIME 12:15

Rank	FP	Bib No	Name	Nation	Team	Series						Total
						1	2	3	4	5	6	
1	31	2331	TAMÁSI Péter 00	<u>KSI SE</u>	KSI SE A	91	93	94	92	93	96	559-11x
2	27	2327	VAREHA Attila 01	<u>NYPLE</u>	NYPLE	96	93	88	92	92	92	553-11x
3	21	2321	ISZPRÁVNIK Péter 00	<u>UTE</u>	UTE	87	91	93	96	91	95	553- 5x
4	5	2305	POLGÁR János 00	<u>DEBLSE</u>	DEBLSE	93	92	89	92	93	91	550- 7x
5	8	2308	KLEM Barnabás 02	<u>SZHB</u>	SZHB A	86	97	90	88	87	89	537- 4x
6	25	2325	ERŐS Hunor 00	<u>GYLK</u>	GYLK	93	86	87	92	89	87	534- 4x
7	22	2322	PRAUER Donát 00	<u>FSLK</u>		86	88	88	94	87	89	532- 6x
8	20	2320	CSENGEL Bence 02	<u>KSI SE</u>	KSI SE A	83	87	84	91	92	94	531- 6x
9	17	2317	HAJDU Márk 02	<u>KSI SE</u>	KSI SE A	83	91	90	90	89	87	530- 6x
10	10	2310	PAPP Máté 01	<u>SZHB</u>	SZHB A	85	96	85	88	88	88	530- 5x
11	15	2315	SAMÓK Dávid 00	<u>DEBLSE</u>	DEBLSE	89	89	90	88	88	85	529- 7x
12	7	2307	NAGY Zsombor 04	<u>EPLÉ</u>		84	90	88	85	89	86	522- 5x
13	16	2316	JOÓ Attila 00	<u>SZHB</u>	SZHB A	88	89	83	89	88	82	519- 4x
14	3	2303	KISS Attila 01	<u>NYPLE</u>	NYPLE	92	86	86	81	81	92	518- 4x
15	14	2314	SZILÁRD Bendegúz 01	<u>UTE</u>	UTE	86	87	87	86	82	88	516- 7x
16	11	2311	BEKE Norbert 01	<u>UTE</u>	UTE	83	87	84	85	87	89	515- 2x
17	30	2330	BENDE Gergő 01	<u>GYLK</u>	GYLK	83	86	78	90	89	83	509- 4x
18	18	2318	NIZSALÓCZKI Soma 02	<u>NYPLE</u>		88	81	80	90	85	84	508- 5x
19	35	2335	MOLNÁR Máttyás 01	<u>SZHB</u>	SZHB B	88	81	83	89	81	82	504- 5x
20	32	2332	RAINISS Zsombor 01	<u>GYLK</u>	GYLK	81	87	90	83	80	82	503- 4x
21	26	2326	XIONG Dávid Li 01	<u>KSI SE</u>	KSI SE B	81	88	79	85	82	85	500- 5x
22	13	2313	VERES Péter 00	<u>SZHB</u>	SZHB B	83	85	86	79	81	84	498- 2x
23	23	2323	TÓTH Balázs 02	<u>DEBLSE</u>	DEBLSE	83	84	77	86	87	79	496- 2x
24	40	2340	LAJTAI Levente 02	<u>DEBLSE</u>		81	79	80	84	82	88	494- 5x
25	1	2301	ZVOLENSZKI Milán 00	<u>MVSE</u>		91	82	86	80	77	78	494- 2x
26	33	2333	VIRÁG István 03	<u>SZHB</u>	SZHB B	85	78	89	78	80	81	491- 1x
27	9	2309	EILINGER Márk 02	<u>KSI SE</u>	KSI SE B	81	82	81	81	84	80	489- 5x
28	12	2312	ÉLIÁS Zsombor 01	<u>KSI SE</u>	KSI SE B	74	79	85	87	81	82	488- 4x
29	37	2337	MÉSZÁROS Dániel 02	<u>CSLE</u>	CSLE	84	86	83	78	81	73	485- 4x
30	39	2339	HORNYÁK Hunor Péter 04	<u>SZHB</u>	SZHB C	82	86	77	71	83	79	478- 5x
31	38	2338	OLÁH János 02	<u>NYPLE</u>	NYPLE	82	78	84	72	78	76	470- 2x
32	29	2329	TÖRÖK Ferenc 03	<u>CSLE</u>	CSLE	77	64	71	79	84	80	455- 1x
33	19	2319	CZIROK Merse 03	<u>SZHB</u>	SZHB C	77	75	75	80	76	70	453- 2x
34	6	2306	DEZSŐ Bence 00	<u>PVLK</u>		65	75	73	73	77	70	433- 1x

Rank	FP	Bib No	Name	Nation	Team	Series						Total
						1	2	3	4	5	6	
35	4	2304	JOÓ Zoltán 04	SZHB	SZHB C	74	74	56	70	73	77	424- 0x
36	2	2302	TERDIK Máté 02	CSLE	CSLE	75	65	69	60	73	64	406- 1x
		2328	DARABOS Donát 05	SZHB								
		2336	MUSZKA Tamás 02	DEBLSE								
		2324	NEMES András 01	APLE								
		2334	VÁLIK Ferenc 00	KLSE								




Protest Date / Time:

Summary

Number of athletes on this list: 40; Total number of athletes: 40; Total number of teams: 10

Legend

2E56AECD

Team Member	Bib No	Bib Number	DNS	Did Not Start
Firing Point	QF	Qualified for Finals	Rem	Remarks

Version of 10 FEB 2017, 14:01

Q100000IA1002171215.1.AP60YM.0.001.pdf

7354 7

Page 2 of 2



OFFICIAL ISSF RESULTS PROVIDER



10m Országos Bajnokság
RESULTS
10m AIR PISTOL MEN YOUTH
TEAM

Százhalombatta
FRI 10 FEB 2017, START TIME 12:15

Rank	Bib No	Name	Series						Total	Rem.
			1	2	3	4	5	6		
1		KSI SE A	257	271	268	273	274	277	1620-23x	
	2331	TAMÁSI Péter 00	91	93	94	92	93	96	559-11x	
	2320	CSENGEL Bence 02	83	87	84	91	92	94	531- 6x	
	2317	HAJDU Márk 02	83	91	90	90	89	87	530- 6x	
2		SZHB A	259	282	258	265	263	259	1586-13x	
	2308	KLEM Barnabás 02	86	97	90	88	87	89	537- 4x	
	2310	PAPP Máté 01	85	96	85	88	88	88	530- 5x	
	2316	JOÓ Attila 00	88	89	83	89	88	82	519- 4x	
3		UTE	256	265	264	267	260	272	1584-14x	
	2321	ISZPRÁVNIK Péter 00	87	91	93	96	91	95	553- 5x	
	2314	SZILÁRD Bendegúz 01	86	87	87	86	82	88	516- 7x	
	2311	BEKE Norbert 01	83	87	84	85	87	89	515- 2x	
4		DEBLSE	265	265	256	266	268	255	1575-16x	
	2305	POLGÁR János 00	93	92	89	92	93	91	550- 7x	
	2315	SAMÓK Dávid 00	89	89	90	88	88	85	529- 7x	
	2323	TÓTH Balázs 02	83	84	77	86	87	79	496- 2x	
5		GYLK	257	259	255	265	258	252	1546-12x	
	2325	ERŐS Hunor 00	93	86	87	92	89	87	534- 4x	
	2330	BENDE Gergő 01	83	86	78	90	89	83	509- 4x	
	2332	RAINISS Zsombor 01	81	87	90	83	80	82	503- 4x	
6		NYPLE	270	257	258	245	251	260	1541-17x	
	2327	VAREHA Attila 01	96	93	88	92	92	92	553-11x	
	2303	KISS Attila 01	92	86	86	81	81	92	518- 4x	
	2338	OLÁH János 02	82	78	84	72	78	76	470- 2x	
7		SZHB B	256	244	258	246	242	247	1493- 8x	
	2335	MOLNÁR Máttyás 01	88	81	83	89	81	82	504- 5x	
	2313	VERES Péter 00	83	85	86	79	81	84	498- 2x	
	2333	VIRÁG István 03	85	78	89	78	80	81	491- 1x	

[Handwritten signature]

[Handwritten signature]

Rank	Bib No	Name	Series						Total	Rem.
			1	2	3	4	5	6		
8		KSI SE B	236	249	245	253	247	247	1477-14x	
	2326	XIONG Dávid Li 01	81	88	79	85	82	85	500- 5x	
	2309	EILINGER Márk 02	81	82	81	81	84	80	489- 5x	
	2312	ÉLIÁS Zsombor 01	74	79	85	87	81	82	488- 4x	
9		SZHB C	233	235	208	221	232	226	1355- 7x	
	2339	HORNYÁK Hunor Péter 04	82	86	77	71	83	79	478- 5x	
	2319	CZIROK Merse 03	77	75	75	80	76	70	453- 2x	
	2304	JOÓ Zoltán 04	74	74	56	70	73	77	424- 0x	
10		CSLE	236	215	223	217	238	217	1346- 6x	
	2337	MÉSZÁROS Dániel 02	84	86	83	78	81	73	485- 4x	
	2329	TÖRÖK Ferenc 03	77	64	71	79	84	80	455- 1x	
	2302	TERDIK Máté 02	75	65	69	60	73	64	406- 1x	

[Handwritten signature]

[Handwritten signature]

Protest Date / Time:

Summary

Number of athletes on this list: 30; Total number of athletes: 40; Total number of teams: 10

Legend

Bib No **Bib Number**

Version of 10 FEB 2017, 14:01

Q100000TA1002171215.1.AP60YM.0.001.pdf

7354

7

Page 2 of 2

7C728651



OFFICIAL ISSF RESULTS PROVIDER



10m Országos Bajnokság
RESULTS
10m AIR PISTOL WOMEN YOUTH
Qualification
Százhalombatta
FRI 10 FEB 2017, START TIME 14:15

Rank	FP	Bib No	Name	Nation	Team	Series				Total	Rem.
						1	2	3	4		
1	35	2435	JÁKÓ Miriam 04	<u>CTSE</u>	CTSE	91	92	89	91	363-7x	QF
2	16	2416	FÁBIÁN Sára Ráhel 02	<u>KSI SE</u>	KSI A	92	88	89	94	363-3x	QF
3	29	2429	NAGY Vivien 00	<u>CTSE</u>	CTSE	89	91	92	91	363-2x	QF
4	27	2427	LACZIK Zsófia Eszter 00	<u>GYLK</u>	GYLK	86	94	87	93	360-4x	
5	25	2425	VARGA-ZALAY Babett 02	KLSE		89	86	92	92	359-5x	
6	28	2428	KISZELY Boglárka 02	HPLE		93	83	89	92	357-3x	
7	5	2405	SZANDTNER Alina 99	KSI SE		88	86	89	93	356-6x	
8	23	2423	VARGA Éva 01	DEBLSE		84	91	90	91	356-4x	
9	31	2431	GULYÁS Michelle 00	<u>KSI SE</u>	KSI A	84	86	91	94	355-6x	
10	33	2433	FODOR Enikő 00	<u>SZHB</u>	SZHB A	90	92	85	88	355-5x	
11	10	2410	KOVÁCS Írisz 00	<u>GYLK</u>	GYLK	91	90	86	87	354-8x	
12	37	2437	KÓNYA Viola 02	UTE		87	87	91	84	349-5x	
13	21	2421	BALOGH Zsuzsa Eszter 02	<u>SZHB</u>	SZHB A	87	90	90	82	349-3x	
14	39	2439	KOVÁCS Tamara 02	<u>KSI SE</u>	KSI A	83	90	88	86	347-4x	
15	24	2424	NGUYEN HAI Anh 02	<u>KSI SE</u>	KSI B	92	87	85	82	346-3x	
16	34	2434	PATAKI Klaudia 00	<u>NYPLE</u>	NYPLE	86	86	85	88	345-2x	
17	9	2409	RÉDECSI Anita 02	BHSE		85	82	87	90	344-5x	
18	11	2411	PAPP Hajnal Zsófia 02	<u>KSI SE</u>	KSI B	84	89	85	82	340-1x	
19	15	2415	KUZSEL Boglárka 01	<u>SZHB</u>	SZHB A	80	88	82	88	338-1x	
20	36	2436	HÓHNL Bettina 00	<u>KSI SE</u>	KSI C	88	75	83	90	336-4x	
21	20	2420	TORKOS Anetta 02	<u>NYPLE</u>	NYPLE	89	85	84	78	336-2x	
22	17	2417	ASZT Réka 02	<u>SZHB</u>	SZHB B	84	78	84	87	333-4x	
23	8	2408	FRISCH Dorka 00	<u>KSI SE</u>	KSI B	84	83	84	82	333-2x	
24	40	2440	SARCIA Borbála 01	<u>KSI SE</u>	KSI C	88	78	81	85	332-3x	
25	22	2422	SOMHEGYI Edina 03	UTE		83	83	79	82	327-2x	
26	6	2406	NAGY Viktória 01	KELK		80	78	82	87	327-1x	
27	30	2430	KELEMEN Sára 02	KELK		78	82	81	80	321-0x	
28	7	2407	CSÉRI Dorottya 03	<u>SZHB</u>	SZHB B	79	84	76	77	316-2x	
29	13	2413	VÉKONY Orsolya 00	<u>NYPLE</u>	NYPLE	77	82	76	75	310-3x	
30	14	2414	MARTON Nikolett 01	<u>GYLK</u>	GYLK	74	85	73	73	305-1x	
31	26	2426	POSZPISEK Laura 02	<u>SZHB</u>	SZHB B	79	66	77	74	296-3x	
32	38	2438	BORKA Annamária 01	<u>KSI SE</u>	KSI C	59	74	69	81	283-0x	
33	18	2418	NAGY Viktória 06	<u>CTSE</u>	CTSE	70	70	58	71	269-0x	
34	19	2419	BITE Angéla 03	AVSC		70	64	77	55	266-1x	

Rank	FP	Bib No	Name	Nation	Team	Series				Total	Rem.
						1	2	3	4		
		2412	FÁBIÁN Fanni 00	SZHB							DNS
		2432	FODOR Virág 03	MELK							DNS




Protest Date / Time:

Summary

Number of athletes on this list: 36; Total number of athletes: 36; Total number of teams: 8

Legend

Team Member
FP Firing Point

Bib No Bib Number
QF Qualified for Finals

DNS Did Not Start

C2912ABB

Version of 10 FEB 2017, 15:33

Q000000IA1002171415.1.AP40YW.0.001.pdf

7354 8

Page 2 of 2



OFFICIAL ISSF RESULTS PROVIDER



10m Országos Bajnokság
RESULTS
10m AIR PISTOL WOMEN YOUTH
TEAM

Százhalombatta
FRI 10 FEB 2017, START TIME 14:15

Rank	Bib No	Name	Series				Total	Rem.
			1	2	3	4		
1		KSI A	259	264	268	274	1065-13x	
	2416	FÁBIÁN Sára Ráhel 02	92	88	89	94	363-3x	
	2431	GULYÁS Michelle 00	84	86	91	94	355-6x	
	2439	KOVÁCS Tamara 02	83	90	88	86	347-4x	
2		SZHB A	257	270	257	258	1042- 9x	
	2433	FODOR Enikő 00	90	92	85	88	355-5x	
	2421	BALOGH Zsuzsa Eszter 02	87	90	90	82	349-3x	
	2415	KUZSEL Boglárka 01	80	88	82	88	338-1x	
3		GYLK	251	269	246	253	1019-13x	
	2427	LACZIK Zsófia Eszter 00	86	94	87	93	360-4x	
	2410	KOVÁCS Írisz 00	91	90	86	87	354-8x	
	2414	MARTON Nikolett 01	74	85	73	73	305-1x	
4		KSI B	260	259	254	246	1019- 6x	
	2424	NGUYEN HAI Anh 02	92	87	85	82	346-3x	
	2411	PAPP Hajnal Zsófia 02	84	89	85	82	340-1x	
	2408	FRISCH Dorka 00	84	83	84	82	333-2x	
5		CTSE	250	253	239	253	995- 9x	
	2435	JÁKÓ Miriam 04	91	92	89	91	363-7x	
	2429	NAGY Vivien 00	89	91	92	91	363-2x	
	2418	NAGY Viktória 06	70	70	58	71	269-0x	
6		NYPLE	252	253	245	241	991- 7x	
	2434	PATAKI Klaudia 00	86	86	85	88	345-2x	
	2420	TORKOS Anetta 02	89	85	84	78	336-2x	
	2413	VÉKONY Orsolya 00	77	82	76	75	310-3x	
7		KSI C	235	227	233	256	951- 7x	
	2436	HÖHNL Bettina 00	88	75	83	90	336-4x	
	2440	SARCIA Borbála 01	88	78	81	85	332-3x	
	2438	BORKA Annamária 01	59	74	69	81	283-0x	

Rank	Bib No	Name	Series				Total	Rem.
			1	2	3	4		
8		SZHB B	242	228	237	238	945- 9x	
	2417	ASZT Réka 02	84	78	84	87	333-4x	
	2407	CSÉRI Dorottya 03	79	84	76	77	316-2x	
	2426	POSZPISEK Laura 02	79	66	77	74	296-3x	

[Handwritten signature]

[Handwritten signature]

Protest Date / Time:

Summary

Number of athletes on this list: 24; Total number of athletes: 36; Total number of teams: 8

Legend

Bib No Bib Number

CA5350AA





10m Országos Bajnokság
RESULTS
MIXED TEAM 10m AIR PISTOL JUNIOR
TEAM

Százhalombatta
FRI 10 FEB 2017, START TIME 15:50

Rank	Bib No	Name	Series					Total	Rem.
			1	2	3	4	5		
1		KSI SE A	94	90	91	93	93	461-9x	QS QS
	2511	EGRI Viktória 98	47	48	47	47	48	237-5x	
	2512	TAMÁSI Péter 00	47	42	44	46	45	224-4x	
2		KSI SE B	89	87	91	94	93	454-2x	QS QS
	2521	FORRÁSI Boglárka 99	45	45	44	47	46	227-1x	
	2522	HEGEDŰS András 98	44	42	47	47	47	227-1x	
3		SZHB B	93	94	89	91	85	452-6x	QS QS
	2505	AGÁRDI Annamária 98	46	47	44	47	44	228-4x	
	2506	IZSÓ András 97	47	47	45	44	41	224-2x	
4		NYPLE A	91	88	90	90	92	451-5x	QS QS
	2509	PATAKI Klaudia 00	44	42	43	45	45	219-3x	
	2510	AGÁRDY Vilmos 99	47	46	47	45	47	232-2x	
5		DEBLSE B	89	86	92	87	88	442-7x	QS QS
	2507	VARGA Éva 01	46	41	48	45	47	227-7x	
	2508	VADON Zoltán Richárd 99	43	45	44	42	41	215-0x	
6		DEBLSE A	86	94	91	86	85	442-6x	QS QS
	2515	FLEISCHER Bernadett 99	42	46	45	41	42	216-3x	
	2516	POLGÁR János 00	44	48	46	45	43	226-3x	
7		SZHB A	92	89	88	85	87	441-3x	QS QS
	2513	BAKONYI Nóra 99	45	46	42	42	43	218-1x	
	2514	SZEMÁN Dávid 99	47	43	46	43	44	223-2x	
8		HPLE	88	83	92	88	89	440-3x	QS QS
	2503	KISZELY Boglárka 02	48	44	47	46	47	232-3x	
	2504	RÓZSA Dániel 98	40	39	45	42	42	208-0x	
9		UTE	91	90	89	84	85	439-7x	
	2519	MEGADJA Lilla 98	43	45	44	42	44	218-2x	
	2520	ISZPRÁVNIK Péter 00	48	45	45	42	41	221-5x	

Rank	Bib No	Name	Series					Total	Rem.
			1	2	3	4	5		
10		NYPLE B	86	87	87	85	83	428-6x	
	2517	KISS Gyöngyi 98	40	41	39	39	37	196-2x	
	2518	VAREHA Attila 01	46	46	48	46	46	232-4x	




Protest Date / Time:

Summary

Number of athletes on this list: 20; Total number of athletes: 20; Total number of teams: 10

Legend

Bib No Bib Number

DNS

Did Not Start

QS

Qualified for Semifinals

9EFCEA57

Version of 10 FEB 2017, 16:32

Q200000TA1002171550.1.AP50JX.0.001.pdf

7354

9

Page 2 of 2



OFFICIAL ISSF RESULTS PROVIDER



10m Országos Bajnokság
FINAL RESULTS
MIXED TEAM 10m AIR PISTOL JUNIOR
TEAM

Százhalombatta
FRI 10 FEB 2017, START TIME 15:50

Semifinal 1

Rank	Bib No	Name	1st Comp. Stage		2nd Competition Stage - Elimination			Total	Rem.
1	2511	KSI SE A - KSI SE A EGRI Viktória 98	56.8	59.1	40.9	40.1	39.8	236.7	QG
			26.8	29.0	21.3	20.8	19.7	117.6	
			9.7	9.8	10.7	10.7	9.7		
			8.5	9.6	10.6	10.1	10.0		
			8.6	9.6					
			30.0	30.1	19.6	19.3	20.1	119.1	
			10.1	10.0	10.6	10.4	10.1		
			10.2	10.7	9.0	8.9	10.0		
			9.7	9.4					
			2		NYPLE A - NYPLE A	53.7	56.6	38.3	36.1
2509	PATAKI Kludia 00	25.3	27.0	18.8	15.3	17.0	103.4		
		5.6	9.2	8.9	9.4	9.0			
		10.4	8.4	9.9	5.9	8.0			
		9.3	9.4						
2510	AGÁRDY Vilmos 99	28.4	29.6	19.5	20.8	19.6	117.9		
		10.0	9.8	9.1	10.4	9.5			
		8.8	10.1	10.4	10.4	10.1			
		9.6	9.7						
3	2515	DEBLSE A - DEBLSE A FLEISCHER Bernadett 99	53.2	55.5	34.7	36.3	179.7		
			25.9	28.1	14.4	19.5	87.9		
			9.4	10.4	8.4	9.2			
			7.9	8.7	6.0	10.3			
			8.6	9.0					
			27.3	27.4	20.3	16.8	91.8		
			10.1	10.0	9.7	9.2			
			8.3	8.1	10.6	7.6			
8.9	9.3								
4	2503	HPLE - HPLE KISZELY Boglárka 02	52.3	54.8	34.0	141.1			
			27.6	27.1	18.2	72.9			
			8.5	9.8	8.6				
			9.8	8.2	9.6				
			9.3	9.1					
			24.7	27.7	15.8	68.2			
			10.2	9.3	6.7				
			6.6	8.4	9.1				
7.9	10.0								

Note

Please note that there are records equally achieved by several athletes and only the first to set the record is shown.
Refer to the Records list on ISSF website: www.issf-sports.org



10m Országos Bajnokság
FINAL RESULTS
MIXED TEAM 10m AIR PISTOL JUNIOR
TEAM

Százhalombatta
FRI 10 FEB 2017, START TIME 15:50

Semifinal 2

Rank	Bib No	Name	1st Comp. Stage		2nd Competition Stage - Elimination			Total	Rem.
1	2521	KSI SE B - KSI SE B FORRÁSI Boglárka 99	48.4	54.8	36.2	36.2	36.2	211.8	
			27.7	26.3	17.6	18.7	18.9	109.2	
			9.4	9.2	8.8	9.0	9.1		
			8.5	8.4	8.8	9.7	9.8		
			9.8	8.7					
	2522	HEGEDŰS András 98	20.7	28.5	18.6	17.5	17.3	102.6	
			7.6	9.9	9.1	9.9	9.0		
			8.1	8.3	9.5	7.6	8.3		
			5.0	10.3					
2	2513	SZHB A - SZHB A BAKONYI Nóra 99	54.4	50.0	37.8	28.0	32.1	202.3	
			25.7	24.9	19.2	13.7	17.5	101.0	
			7.6	9.4	10.0	7.5	9.7		
			8.9	9.1	9.2	6.2	7.8		
			9.2	6.4					
	2514	SZEMÁN Dávid 99	28.7	25.1	18.6	14.3	14.6	101.3	
			8.5	10.9	9.6	8.1	6.6		
			9.8	5.8	9.0	6.2	8.0		
			10.4	8.4					
3	2507	DEBLSE B - DEBLSE B VARGA Éva 01	50.6	52.1	36.4	30.4		169.5	
			28.9	27.5	18.9	17.2		92.5	
			9.8	9.0	9.0	8.4			
			8.8	9.5	9.9	8.8			
			10.3	9.0					
	2508	VADON Zoltán Richárd 99	21.7	24.6	17.5	13.2		77.0	
			8.5	8.0	9.5	8.6			
			6.8	8.5	8.0	4.6			
			6.4	8.1					
4	2505	SZHB B - SZHB B AGÁRDI Annamária 98	48.8	52.9	37.2			138.9	
			24.7	27.4	18.2			70.3	
			4.6	9.3	7.5				
			9.6	9.8	10.7				
			10.5	8.3					
	2506	IZSÓ András 97	24.1	25.5	19.0			68.6	
			9.3	8.7	9.4				
			7.1	8.5	9.6				
			7.7	8.3					

Note

Please note that there are records equally achieved by several athletes and only the first to set the record is shown.
Refer to the Records list on ISSF website: www.issf-sports.org



10m Országos Bajnokság
RESULTS
MIXED TEAM 10m AIR PISTOL JUNIOR
TEAM
Százhalombatta
FRI 10 FEB 2017, START TIME 17:45

Gold Medal Match

Rank	Bib No	Name	Score										Total	Rem.		
1		KSI SE A - KSI SE A	Points	1	1	0	1	1	0	0	1		5			
			Score	19.7	19.1	19.1	21.6	19.4	18.7	17.0	20.3					
		2511 EGRI Viktória 98	Score	10.1	9.6	10.4	10.8	9.9	10.0	8.5	10.3					
			2512 TAMÁSI Péter 00	Score	9.6	9.5	8.7	10.8	9.5	8.7	8.5	10.0				
		2			KSI SE B - KSI SE B	Points	0	0	1	0	0	1	1	0		3
			Score			18.4	18.9	20.7	19.4	18.5	19.8	18.3	19.6			
2522 HEGEDŰS András 98	Score		10.3		8.5	10.6	9.4	9.6	10.5	9.7	10.5					
	2521 FORRÁSI Boglárka 99		Score		8.1	10.4	10.1	10.0	8.9	9.3	8.6	9.1				

Bronze Medal Match

Rank	Bib No	Name	Score										Total	Rem.			
3		NYPLE A - NYPLE A	Points	1	0	0	1	1	1	0	0	1		5			
			Score	18.7	15.1	17.1	18.6	19.2	17.4	19.1	16.6	20.0					
		2510 AGÁRDY Vilmos 99	Score	8.7	9.1	9.6	8.6	9.7	8.4	9.2	10.0	9.4					
			2509 PATAKI Kludia 00	Score	10.0	6.0	7.5	10.0	9.5	9.0	9.9	6.6	10.6				
		4			SZHB A - SZHB A	Points	0	1	1	0	0	0	1	1	0		4
			Score			14.7	16.1	18.3	15.8	18.7	16.9	19.9	19.2	17.0			
2514 SZEMÁN Dávid 99	Score		9.6		8.8	9.3	7.2	9.2	7.3	9.9	10.0	9.4					
	2513 BAKONYI Nóra 99		Score		5.1	7.3	9.0	8.6	9.5	9.6	10.0	9.2	7.6				

Note

Please note that there are records equally achieved by several athletes and only the first to set the record is shown.
Refer to the Records list on ISSF website: www.issf-sports.org



10m Országos Bajnokság
RESULTS
MIXED TEAM 10m AIR RIFLE JUNIOR
TEAM

Százhalombatta
FRI 10 FEB 2017, START TIME 16:50

Rank	Bib No	Name	Series					Total	Rem.
			1	2	3	4	5		
1		TÍZKILENC	100.7	100.6	103.6	102.2	102.1	509.2	QS QS
	2603	DÉNES Eszter 01	52.1	50.3	52.0	50.9	52.3	257.6	
	2604	BUKOVSZKY Péter 98	48.6	50.3	51.6	51.3	49.8	251.6	
2		FSLK A	102.0	101.0	102.4	101.6	101.7	508.7	QS QS
	2605	PAP Zsófia 98	50.1	50.1	50.1	49.7	49.6	249.6	
	2606	PEKLER Zalán 00	51.9	50.9	52.3	51.9	52.1	259.1	
3		FSLK B	100.3	101.4	100.8	104.0	101.5	508.0	QS QS
	2613	BAJOS Gitta 02	50.4	49.7	50.4	51.5	49.5	251.5	
	2614	VAS Péter 98	49.9	51.7	50.4	52.5	52.0	256.5	
4		PONTVADÁSZOK	100.0	100.1	102.6	99.8	100.8	503.3	QS QS
	2609	TOMA Dorina 99	50.1	49.9	52.4	50.6	51.2	254.2	
	2610	HAMMERL Soma 01	49.9	50.2	50.2	49.2	49.6	249.1	
5		CTSE	102.3	98.0	101.5	101.8	99.7	503.3	QS QS
	2611	JÁKÓ Miriam 04	50.8	46.3	48.7	49.6	49.4	244.8	
	2612	KOVÁCS Csaba 99	51.5	51.7	52.8	52.2	50.3	258.5	
6		BHSE	100.9	99.1	98.9	98.0	100.3	497.2	QS QS
	2607	BERECZKY Bianka 99	50.8	48.4	51.1	50.3	50.5	251.1	
	2608	MAJOR Milán 97	50.1	50.7	47.8	47.7	49.8	246.1	
7		TIG	98.9	101.7	98.0	96.7	101.6	496.9	QS QS
	2615	LOVÁSZ Dorina 99	48.6	51.7	48.8	47.7	51.2	248.0	
	2616	KLENCZNER Márton 01	50.3	50.0	49.2	49.0	50.4	248.9	
8									

Protest Date / Time:

Summary

Number of athletes on this list: 16; Total number of athletes: 16; Total number of teams: 8

Legend

Bib No Bib Number QS Qualified for Semifinals

Version of 10 FEB 2017, 17:53

Q200000TA1002171650.1.AR50JX.0.001.pdf

7354 10

Page 1 of 1

814B6793



OFFICIAL ISSF RESULTS PROVIDER



10m Országos Bajnokság
FINAL RESULTS
MIXED TEAM 10m AIR RIFLE JUNIOR
TEAM

Százhalombatta
FRI 10 FEB 2017, START TIME 16:50

Semifinal 1

Rank	Bib No	Name	1st Comp. Stage		2nd Competition Stage - Elimination			Total	Rem.		
1	0	PEKLER Zalán 00	FSLK A - FSLK A		62.4	58.5	40.6	38.7	40.0	240.2	QG
			31.0	31.0	20.6	20.4	20.5	123.5			
			10.5	10.3	10.2	10.1	10.3				
			9.7	10.5	10.4	10.3	10.2				
			10.8	10.2							
	0	PAP Zsófia 98	FSLK A - FSLK A		31.4	27.5	20.0	18.3	19.5	116.7	
			10.6	9.7	9.7	9.2	9.8				
			10.6	8.9	10.3	9.1	9.7				
			10.2	8.9							
2	0	DÉNES Eszter 01	TÍZKILENC - TÍZKILENC		61.5	59.8	38.9	39.7	39.8	239.7	QB
			31.0	30.3	20.3	20.8	20.1	122.5			
			10.4	10.4	9.6	10.2	10.1				
			9.7	10.2	10.7	10.6	10.0				
			10.9	9.7							
	0	BUKOVSKY Péter 98	TÍZKILENC - TÍZKILENC		30.5	29.5	18.6	18.9	19.7	117.2	
			9.6	10.6	8.6	9.8	10.3				
			10.2	8.9	10.0	9.1	9.4				
			10.7	10.0							
3	0	LOVÁSZ Dorina 99	TIG - TIG		59.3	58.8	39.1	39.1		196.3	
			30.8	30.5	19.4	20.4		101.1			
			10.4	9.9	9.4	9.9					
			10.6	10.0	10.0	10.5					
			9.8	10.6							
	0	KLENCZNER Márton 01	TIG - TIG		28.5	28.3	19.7	18.7		95.2	
			9.6	8.4	9.8	8.8					
			9.1	10.7	9.9	9.9					
			9.8	9.2							

4

Note

Please note that there are records equally achieved by several athletes and only the first to set the record is shown.
Refer to the Records list on ISSF website: www.issf-sports.org



10m Országos Bajnokság
FINAL RESULTS
MIXED TEAM 10m AIR RIFLE JUNIOR
TEAM

Százhalombatta
FRI 10 FEB 2017, START TIME 16:50

Semifinal 2

Rank	Bib No	Name	1st Comp. Stage		2nd Competition Stage - Elimination			Total	Rem.
1		FSLK B - FSLK B	59.2	60.7	39.1	40.7	41.0	240.7	
		0 VAS	29.2	30.4	20.1	21.1	21.4	122.2	
		Péter 98	9.7	10.0	10.7	10.6	10.7		
			9.5	10.0	9.4	10.5	10.7		
			10.0	10.4					
		0 BAJOS	30.0	30.3	19.0	19.6	19.6	118.5	
		Gitta 02	9.9	10.3	9.6	9.6	9.1		
			10.2	9.7	9.4	10.0	10.5		
			9.9	10.3					
	2		PONTVADÁSZOK - PONTVADÁSZOK	57.7	60.7	39.8	40.4	40.2	238.8
		0 TOMA	29.9	30.8	19.1	20.3	20.6	120.7	
		Dorina 99	10.0	10.0	10.5	10.6	10.6		
			10.1	10.5	8.6	9.7	10.0		
			9.8	10.3					
		0 HAMMERL	27.8	29.9	20.7	20.1	19.6	118.1	
		Soma 01	9.9	9.5	10.5	9.9	9.6		
			7.9	10.5	10.2	10.2	10.0		
			10.0	9.9					
3			BHSE - BHSE	61.6	56.0	41.0	37.5		196.1
		0 BEREZKY	31.3	28.4	21.5	19.0		100.2	
		Bianka 99	10.9	10.2	10.8	10.0			
			9.6	8.9	10.7	9.0			
			10.8	9.3					
		0 MAJOR	30.3	27.6	19.5	18.5		95.9	
		Milán 97	10.6	9.9	9.3	9.5			
			10.5	8.7	10.2	9.0			
			9.2	9.0					
	4		CTSE - CTSE	58.3	60.1	37.3			155.7
		0 KOVÁCS	31.3	30.0	19.2			80.5	
		Csaba 99	10.5	9.8	9.2				
			10.2	10.3	10.0				
			10.6	9.9					
		0 JÁKÓ	27.0	30.1	18.1			75.2	
		Miriam 04	8.8	9.9	10.5				
			8.6	10.6	7.6				
			9.6	9.6					

Note

Please note that there are records equally achieved by several athletes and only the first to set the record is shown.

Refer to the Records list on ISSF website: www.issf-sports.org



10m Országos Bajnokság
RESULTS
MIXED TEAM 10m AIR RIFLE JUNIOR
TEAM

Százhalombatta
FRI 10 FEB 2017, START TIME 18:30

Gold Medal Match

Rank	Bib No	Name	Score								Total	Rem.
1		FSLK B - FSLK B	Points	1	1	0	1	1	1		5	
			Score	19.4	20.9	20.5	20.6	20.6	20.1			
		0 BAJOS Gitta 02	Score	9.1	10.7	10.1	10.1	10.5	10.6			
		0 VAS Péter 98	Score	10.3	10.2	10.4	10.5	10.1	9.5			
2		FSLK A - FSLK A	Points	0	0	1	0	0	0		1	
			Score	17.4	17.2	20.6	19.8	20.2	19.7			
		0 PAP Zsófia 98	Score	9.0	7.8	10.7	9.4	9.6	9.9			
		0 PEKLER Zalán 00	Score	8.4	9.4	9.9	10.4	10.6	9.8			

Bronze Medal Match

Rank	Bib No	Name	Score								Total	Rem.	
3		PONTVADÁSZOK - PONTVADÁSZOK	Points	1	0	1	1	0	0	1	1	5	
			Score	20.6	19.3	20.2	20.0	19.3	20.1	20.5	20.6		
		0 TOMA Dorina 99	Score	10.2	9.9	9.7	9.7	9.4	10.2	9.7	10.3		
		0 HAMMERL Soma 01	Score	10.4	9.4	10.5	10.3	9.9	9.9	10.8	10.3		
4		TÍZKILENC - TÍZKILENC	Points	0	1	0	0	1	1	0	0	3	
			Score	20.4	20.2	19.9	18.8	20.3	20.3	19.5	18.2		
		0 DÉNES Eszter 01	Score	10.3	10.0	9.9	8.9	10.0	9.7	10.6	10.5		
		0 BUKOVSKY Péter 98	Score	10.1	10.2	10.0	9.9	10.3	10.6	8.9	7.7		

Note

Please note that there are records equally achieved by several athletes and only the first to set the record is shown.
Refer to the Records list on ISSF website: www.issf-sports.org

Rb. Nagy


10m Országos Bajnokság

2017.02.09 – 2017.02.12

017/A-02/01

Helyszín: Százhalombatta, Vasút út 41.

2017. február 12.



Pál Vilmos

Nk."B"o. versenybíró



Nagy Béla

Nk."A"o. versenybíró



10m Országos Bajnokság

RESULTS

10m AIR RIFLE MEN

Qualification

Százhalombatta

SUN 12 FEB 2017, START TIME 08:45

Rank	FP	Bib No	Name	Nation	Team	Series						Total	Rem
						1	2	3	4	5	6		
1	26	4126	PÉNI István 97	<u>UTE</u>	UTE A	105.6	106.0	104.5	104.1	103.2	104.9	628.3	QF
2	18	4118	SIDI Péter 78	KOSE		102.5	105.1	104.5	104.7	103.1	104.4	624.3	QF
3	24	4124	VAS Péter 98	<u>FSLK</u>	FSLK	105.7	104.5	103.5	104.2	103.4	102.7	624.0	QF
4	16	4116	KOVÁCS Csaba 99	CTSE		103.4	103.5	103.1	104.7	103.3	105.0	623.0	QF
5	29	4129	SOMOGYI Péter 83	<u>ZTE</u>	ZTE	102.6	103.7	103.8	103.4	105.6	103.5	622.6	QF
6	38	4138	BODA Bence 96	<u>UTE</u>	UTE A	104.8	102.7	102.6	102.4	104.6	103.6	620.7	QF
7	25	4125	VERES Ádám 87	<u>BHSE</u>	BHSE	101.4	103.3	101.6	103.8	104.4	102.7	617.2	QF
8	40	4140	KAPÁS István 92	KVSE		100.9	103.9	103.3	102.5	103.3	102.4	616.3	QF
9	4	4104	ABRUDÁN Zsolt 84	<u>BHSE</u>	BHSE	102.8	100.3	102.1	105.4	102.8	101.9	615.3	
10	27	4127	HÁRI Péter 89	<u>BHSE</u>	BHSE	103.5	105.2	101.5	102.9	103.5	98.4	615.0	
11	28	4128	NAGY Sándor 95	KVSE		103.0	102.5	103.2	101.7	104.0	100.4	614.8	
12	13	4113	SIMÓ Kornél 84	BHSE		103.6	103.5	100.5	102.2	100.7	101.6	612.1	
13	23	4123	TÓTH-KÖNCZEY Csongor 96	VASA S		100.1	103.9	100.2	100.4	102.8	100.5	607.9	
14	17	4117	BUKOVSZKY Péter 98	<u>UTE</u>	UTE A	101.0	99.7	99.4	104.3	101.2	99.9	605.5	
15	14	4114	PRÁGAI Patrik 98	<u>UTE</u>	UTE B	100.6	100.5	100.1	101.1	100.7	102.2	605.2	
16	10	4110	TÓTH Tamás 99	<u>FSLK</u>	FSLK	100.1	97.6	100.6	103.7	103.6	98.5	604.1	
17	34	4134	KELKÓ Balázs 98	FSLK		98.7	101.8	100.9	100.7	99.8	101.9	603.8	
18	5	4105	BENCZIK Gergő 92	<u>FSLK</u>	FSLK	102.8	100.7	101.5	101.1	99.1	98.2	603.4	
19	19	4119	KOCZOR Péter 89	<u>UTE</u>	UTE B	99.7	101.0	100.2	100.2	102.1	98.9	602.1	
20	3	4103	GYETVAI Marcell 99	<u>UTE</u>	UTE C	101.4	99.7	104.0	101.4	96.9	97.8	601.2	
21	35	4135	VARGA Dominik 99	<u>UTE</u>	UTE C	97.5	101.4	101.4	100.3	100.0	100.1	600.7	
22	8	4108	SZABIÁN Norbert 82	<u>UTE</u>	UTE B	101.3	99.1	99.0	100.8	98.9	98.9	598.0	
23	39	4139	SZENTIMREI Gergely 79	<u>APLE</u>	APLE	97.8	98.5	98.9	99.5	98.9	102.7	596.3	
24	32	4132	AGOT György 60	<u>APLE</u>	APLE	97.6	101.0	102.9	96.1	101.3	96.6	595.5	
25	31	4131	SZÜCS László 85	PELE		99.8	100.6	96.6	98.7	97.8	101.6	595.1	
26	9	4109	CAR Franz 75	<u>ZTE</u>	ZTE	101.9	96.8	95.6	99.7	99.7	99.9	593.6	
27	36	4136	HAVASI Ferenc 76	<u>ZTE</u>	ZTE	100.5	97.2	96.8	99.8	101.1	93.0	588.4	
28	30	4130	SZALAI Mihály 72	<u>APLE</u>	APLE	97.9	97.4	99.1	99.3	90.6	100.0	584.3	
29	37	4137	FARKAS István 56	APLE		97.4	96.2	97.7	95.9	100.8	94.2	582.2	
30	7	4107	VASAS Gábor 89	EPLÉ		94.6	96.7	96.4	91.9	92.5	94.3	566.4	
31	2	4102	HINKEL Zoltán 68	VSE		87.8	90.8	94.0	93.8	92.0	97.6	556.0	
32	21	4121	BIATOVSZKI László 63	<u>UTE</u>	UTE C	74.7	90.7	91.9	95.8	89.1	87.6	529.8	
		4122	DR. NYILAS István 82	MELK									DN S

Rank	FP	Bib No	Name	Nation	Team	Series						Total	Rem
						1	2	3	4	5	6		
		4115	OSKOLÁS Imre 57	VSE									DN S
		4101	SZENTESI Szabolcs 90	MELK									DN S
		4106	SZENTESI Tibor 83	MELK									DN S
		4111	SZTANKÓ Bálint 95	MELK									DN S
		4120	VARGA Gábor 75	ZTE									DN S
		4133	VÉGHÉLYI Tamás 99	UTE									DN S




Protest Date / Time:

Summary

Number of athletes on this list: 39; Total number of athletes: 39; Total number of teams: 7

Legend

AD5A7687

Team Member
FP Firing Point

Bib No Bib Number
QF Qualified for Finals

DNS
Rem

Did Not Start
Remarks

Version of 12 FEB 2017, 10:27

Q100000IA1202170845.1.AR60.0.001.pdf

7354 14

Page 2 of 2



OFFICIAL ISSF RESULTS PROVIDER



10m Országos Bajnokság

FINAL RESULTS

10m AIR RIFLE MEN

Százhalombatta
SUN 12 FEB 2017, START TIME 08:45

Rk	Bib No	Name	Nat	1st Comp. Stage		2nd Competition Stage - Elimination						Total	Rem.
1	4124	VAS Péter 98	FSLK	51.8	103.8	124.6	145.4	166.3	186.5	208.0	228.2	247.9	
				10.4	10.5	10.3	10.5	10.6	10.1	10.8	10.0	9.8	
				10.3	10.7	10.5	10.3	10.3	10.1	10.7	10.2	9.9	
				10.5	10.7								
				10.5	10.1								
				10.1	10.0								
2	4126	PÉNI István 97	UTE	51.2	102.6	123.1	143.4	163.1	184.0	204.9	226.1	247.2	
				10.6	10.2	10.3	10.6	9.9	10.5	10.4	10.8	10.5	
				10.1	10.7	10.2	9.7	9.8	10.4	10.5	10.4	10.6	
				10.1	10.1								
				10.1	10.3								
				10.3	10.1								
3	4118	SIDI Péter 78	KOSE	51.5	102.8	122.7	143.5	164.0	183.3	203.5		224.4	
				10.3	10.1	10.0	10.1	9.8	9.1	9.9	10.8		
				10.4	10.6	9.9	10.7	10.7	10.2	10.3	10.1		
				10.5	10.5								
				10.3	10.4								
				10.0	9.7								
4	4129	SOMOGYI Péter 83	ZTE	50.3	102.4	123.4	142.6	163.7	183.2			201.8	
				10.3	10.4	10.5	10.4	10.7	9.2	9.3			
				9.4	9.8	10.5	8.8	10.4	10.3	9.3			
				10.4	10.9								
				10.7	10.7								
				9.5	10.3								
5	4138	BODA Bence 96	UTE	49.5	100.6	121.5	142.2	162.9				183.0	
				10.6	9.8	10.3	10.3	10.7	10.2				
				9.7	10.9	10.6	10.4	10.0	9.9				
				9.6	10.8								
				9.1	10.1								
				10.5	9.5								
6	4125	VERES Ádám 87	BHSE	51.3	101.9	121.9	142.2					162.5	
				10.5	9.3	10.1	10.2	10.3					
				9.7	10.3	9.9	10.1	10.0					
				10.2	10.2								
				10.3	10.2								
				10.6	10.6								
7	4140	KAPÁS István 92	KVSE	49.6	100.0	120.8						141.4	
				10.7	9.9	10.7	9.8						
				10.4	9.6	10.1	10.8						
				9.7	10.6								
				10.0	10.2								
				8.8	10.1								
8	4116	KOVÁCS Csaba 99	CTSE	48.5	100.1							120.5	
				9.8	10.3	10.4							
				9.8	10.1	10.0							
				9.8	10.3								
				10.1	10.2								
				9.0	10.7								



10m Országos Bajnokság

RESULTS

10m AIR RIFLE MEN

TEAM

Százhalombatta

SUN 12 FEB 2017, START TIME 08:45

Rank	Bib No	Name	Series						Total	Rem.
			1	2	3	4	5	6		
1		UTE A	311.4	308.4	306.5	310.8	309.0	308.4	1854.5	
	4126	PÉNI István 97	105.6	106.0	104.5	104.1	103.2	104.9	628.3	
	4138	BODA Bence 96	104.8	102.7	102.6	102.4	104.6	103.6	620.7	
	4117	BUKOVSZKY Péter 98	101.0	99.7	99.4	104.3	101.2	99.9	605.5	
2		BHSE	307.7	308.8	305.2	312.1	310.7	303.0	1847.5	
	4125	VERES Ádám 87	101.4	103.3	101.6	103.8	104.4	102.7	617.2	
	4104	ABRUDÁN Zsolt 84	102.8	100.3	102.1	105.4	102.8	101.9	615.3	
	4127	HÁRI Péter 89	103.5	105.2	101.5	102.9	103.5	98.4	615.0	
3		FSLK	308.6	302.8	305.6	309.0	306.1	299.4	1831.5	
	4124	VAS Péter 98	105.7	104.5	103.5	104.2	103.4	102.7	624.0	
	4110	TÓTH Tamás 99	100.1	97.6	100.6	103.7	103.6	98.5	604.1	
	4105	BENCZIK Gergő 92	102.8	100.7	101.5	101.1	99.1	98.2	603.4	
4		UTE B	301.6	300.6	299.3	302.1	301.7	300.0	1805.3	
	4114	PRÁGAI Patrik 98	100.6	100.5	100.1	101.1	100.7	102.2	605.2	
	4119	KOCZOR Péter 89	99.7	101.0	100.2	100.2	102.1	98.9	602.1	
	4108	SZABIÁN Norbert 82	101.3	99.1	99.0	100.8	98.9	98.9	598.0	
5		ZTE	305.0	297.7	296.2	302.9	306.4	296.4	1804.6	
	4129	SOMOGYI Péter 83	102.6	103.7	103.8	103.4	105.6	103.5	622.6	
	4109	CAR Franz 75	101.9	96.8	95.6	99.7	99.7	99.9	593.6	
	4136	HAVASI Ferenc 76	100.5	97.2	96.8	99.8	101.1	93.0	588.4	
6		APPLE	293.3	296.9	300.9	294.9	290.8	299.3	1776.1	
	4139	SZENTIMREI Gergely 79	97.8	98.5	98.9	99.5	98.9	102.7	596.3	
	4132	AGOT György 60	97.6	101.0	102.9	96.1	101.3	96.6	595.5	
	4130	SZALAI Mihály 72	97.9	97.4	99.1	99.3	90.6	100.0	584.3	
7		UTE C	273.6	291.8	297.3	297.5	286.0	285.5	1731.7	
	4103	GYETVAI Marcell 99	101.4	99.7	104.0	101.4	96.9	97.8	601.2	
	4135	VARGA Dominik 99	97.5	101.4	101.4	100.3	100.0	100.1	600.7	
	4121	BIATOVSZKI László 63	74.7	90.7	91.9	95.8	89.1	87.6	529.8	



10m Országos Bajnokság

RESULTS

10m AIR RIFLE WOMEN

Qualification

Százhalombatta

SUN 12 FEB 2017, START TIME 10:45

Rank	FP	Bib No	Name	Nation	Team	Series				Total	Rem.
						1	2	3	4		
1	30	4230	BIATOVSZKI Mira 92	<u>UTE</u>	UTE A	105.2	102.7	101.8	103.1	412.8	QF
2	27	4227	GÁSPÁR Lalita 00	<u>VASA</u> <u>S</u>	VASAS	103.8	102.2	103.1	103.4	412.5	QF
3	17	4217	HANÁK Gabriella 96	<u>BHSE</u>	BHSE A	101.5	103.0	104.0	103.8	412.3	QF
4	26	4226	SZIJJ Katinka 93	<u>UTE</u>	UTE A	103.6	102.5	101.4	103.5	411.0	QF
5	23	4223	DALMATI Nóra 78	<u>BHSE</u>	BHSE A	102.3	102.2	102.4	102.3	409.2	QF
6	24	4224	SZALAI Fatime 99	VASA <u>S</u>		101.0	102.3	102.1	101.3	406.7	QF
7	16	4216	MISKOLCZI Julianna 83	KVSE		101.3	100.8	100.8	103.6	406.5	QF
8	29	4229	LÁZÁR Antónia 92	KVSE		101.8	101.8	100.8	102.1	406.5	QF
9	20	4220	TOMA Dorina 99	<u>UTE</u>	UTE A	100.2	104.0	101.5	100.7	406.4	
10	19	4219	HURAI Viktória 00	<u>VASA</u> <u>S</u>	VASAS	101.4	101.2	99.9	103.0	405.5	
11	36	4236	BÁNKI Dóra 97	<u>BHSE</u>	BHSE A	101.1	99.5	102.2	102.4	405.2	
12	37	4237	KRASZNAI Dzszenifer 96	CSLE		99.6	102.2	101.5	101.7	405.0	
13	35	4235	KOZMA Nikolett 01	<u>VASA</u> <u>S</u>	VASAS	102.8	101.1	101.4	99.7	405.0	
14	25	4225	SEFFER Kata 92	<u>BHSE</u>	BHSE B	101.4	100.7	99.4	103.2	404.7	
15	5	4205	BIHARINÉ GÁBRIEL Emese 84	<u>UTE</u>	UTE B	99.6	99.0	102.8	101.8	403.2	
16	4	4204	SOMOGYI Daniella 97	<u>PVLK</u>	PVLK	100.9	99.4	100.5	101.1	401.9	
17	15	4215	BERECZKY Bianka 99	<u>BHSE</u>	BHSE B	100.5	98.7	102.6	99.5	401.3	
18	8	4208	PAP Zsófia 98	FSLK		98.3	101.0	100.1	100.5	399.9	
19	31	4231	FEHÉR Andrea 71	APLE		99.6	99.6	98.2	101.5	398.9	
20	28	4228	MEILINGER Flóra 98	<u>BHSE</u>	BHSE B	99.2	100.2	99.5	99.7	398.6	
21	18	4218	MOLNÁR Anikó 67	<u>UTE</u>	UTE B	97.4	99.0	100.7	100.9	398.0	
22	14	4214	KÓNYA Imola 99	<u>UTE</u>	UTE B	96.5	98.2	101.2	98.7	394.6	
23	9	4209	DR. HORVÁTH Tímea 88	<u>PVLK</u>	PVLK	97.0	101.2	96.9	98.1	393.2	
24	7	4207	FEJES Zsuzsanna 86	BHSE		97.1	100.1	97.7	96.3	391.2	
25	21	4221	HAMVAS Villő Anna 99	UTE		95.4	99.6	96.0	98.3	389.3	
26	22	4222	HÓF Henrietta 98	<u>PVLK</u>	PVLK	99.7	98.8	99.2	87.9	385.6	
27	10	4210	KISS Ildikó 70	APLE		96.3	94.5	99.0	95.0	384.8	
28	33	4233	KISS Rebeka 99	BHSE		93.7	93.2	91.5	91.0	369.4	
29	6	4206	FARAGÓ Zoltánné 57	VSE		81.8	91.4	81.9	74.9	330.0	A 2
30	32	4232	BENES Ibolya 53	AVSC		79.8	79.1	87.1	79.3	325.3	
		4213	LOVÁSZ Dorina 99	TIG							DNS
		4203	NAGY Katalin 71	KLSE							DNS

Rank	FP	Bib No	Name	Nation	Team	Series				Total	Rem.
						1	2	3	4		
		4211	SZIJJ Kamilla 94	KVSE							DNS
		4234	TÓTH Judit Zsuzsanna 93	MELK							DNS
		4212	TRESÓ Lilla 96	MELK							DNS

(Handwritten blue scribble)

(Handwritten signature)

Protest Date / Time:

Summary

Number of athletes on this list: 35; Total number of athletes: 35; Total number of teams: 6

A 2 Athlete 4206 FARAGÓ Zoltánné 57 (VSE) - ISSF Rule 6.11.7.1 Too many shots in event or position

Legend

3BFA7E32

Team Member Bib No Bib Number DNS Did Not Start
 FP Firing Point QF Qualified for Finals

Version of 12 FEB 2017, 12:25

Q000000IA1202171045.1.AR40.0.001.pdf

7354 15

Page 2 of 2



OFFICIAL ISSF RESULTS PROVIDER



10m Országos Bajnokság

FINAL RESULTS

10m AIR RIFLE WOMEN

Százhalombatta
SUN 12 FEB 2017, START TIME 10:45

Rk	Bib No	Name	Nat	1st Comp. Stage		2nd Competition Stage - Elimination						Total	Rem.
1	4226	SZIJJ Katinka 93	UTE	52.1	102.5	122.5	143.6	165.0	185.1	205.6	226.4	246.6	
				10.5	9.9	9.8	10.7	10.7	9.5	10.4	10.7	10.4	
				9.9	10.2	10.2	10.4	10.7	10.6	10.1	10.1	9.8	
				10.5	9.7								
				10.7	9.8								
				10.5	10.8								
2	4227	GÁSPÁR Lalita 00	VASAS	51.2	101.4	121.8	142.3	163.6	183.9	205.1	225.7	245.2	
				10.6	10.6	9.9	9.8	10.7	10.5	10.7	10.2	10.3	
				9.7	10.0	10.5	10.7	10.6	9.8	10.5	10.4	9.2	
				10.3	10.6								
				10.2	9.4								
				10.4	9.6								
3	4216	MISKOLCZI Julianna 83	KVSE	51.2	103.1	123.7	143.6	163.9	183.7	204.8		225.6	
				10.7	9.7	10.1	9.4	10.5	10.6	10.6	10.5		
				10.3	10.7	10.5	10.5	9.8	9.2	10.5	10.3		
				9.8	10.4								
				10.0	10.9								
				10.4	10.2								
4	4223	DALMATI Nóra 78	BHSE	50.0	100.9	120.6	142.1	162.3	183.0			203.4	
				9.4	10.3	9.8	10.6	9.3	10.0	10.3			
				10.5	10.1	9.9	10.9	10.9	10.7	10.1			
				10.2	9.9								
				10.7	10.5								
				9.2	10.1								
5	4230	BIATOVSZKI Mira 92	UTE	49.3	100.3	120.6	141.5	161.5				181.7	
				10.2	10.3	10.4	10.7	10.0	9.8				
				9.4	10.6	9.9	10.2	10.0	10.4				
				9.7	10.7								
				10.2	9.6								
				9.8	9.8								
6	4217	HANÁK Gabriella 96	BHSE	50.0	100.2	119.9	140.2					159.4	
				9.4	10.4	10.2	10.3	9.9					
				9.4	9.9	9.5	10.0	9.3					
				10.8	10.1								
				9.8	10.5								
				10.6	9.3								
7	4229	LÁZÁR Antónia 92	KVSE	49.5	98.4	118.3						138.2	
				9.9	9.2	10.1	9.7						
				9.7	9.5	9.8	10.2						
				9.9	10.4								
				10.1	9.9								
				9.9	9.9								
8	4224	SZALAI Fatime 99	VASAS	43.3	90.9							110.3	
				9.5	9.3	10.3							
				10.1	9.1	9.1							
				7.6	10.3								
				6.6	9.9								
				9.5	9.0								



10m Országos Bajnokság

RESULTS

10m AIR RIFLE WOMEN

TEAM

Százhalombatta

SUN 12 FEB 2017, START TIME 10:45

Rank	Bib No	Name	Series				Total	Rem.
			1	2	3	4		
1		UTE A	309.0	309.2	304.7	307.3	1230.2	
	4230	BIATOVSZKI Mira 92	105.2	102.7	101.8	103.1	412.8	
	4226	SZIJJ Katinka 93	103.6	102.5	101.4	103.5	411.0	
	4220	TOMA Dorina 99	100.2	104.0	101.5	100.7	406.4	
2		BHSE A	304.9	304.7	308.6	308.5	1226.7	
	4217	HANÁK Gabriella 96	101.5	103.0	104.0	103.8	412.3	
	4223	DALMATI Nóra 78	102.3	102.2	102.4	102.3	409.2	
	4236	BÁNKI Dóra 97	101.1	99.5	102.2	102.4	405.2	
3		VASAS	308.0	304.5	304.4	306.1	1223.0	
	4227	GÁSPÁR Lalita 00	103.8	102.2	103.1	103.4	412.5	
	4219	HURAI Viktória 00	101.4	101.2	99.9	103.0	405.5	
	4235	KOZMA Nikolett 01	102.8	101.1	101.4	99.7	405.0	
4		BHSE B	301.1	299.6	301.5	302.4	1204.6	
	4225	SEFFER Kata 92	101.4	100.7	99.4	103.2	404.7	
	4215	BERECZKY Bianka 99	100.5	98.7	102.6	99.5	401.3	
	4228	MEILINGER Flóra 98	99.2	100.2	99.5	99.7	398.6	
5		UTE B	293.5	296.2	304.7	301.4	1195.8	
	4205	BIHARINÉ GÁBRIEL Emese 84	99.6	99.0	102.8	101.8	403.2	
	4218	MOLNÁR Anikó 67	97.4	99.0	100.7	100.9	398.0	
	4214	KÓNYA Imola 99	96.5	98.2	101.2	98.7	394.6	
6		PVLK	297.6	299.4	296.6	287.1	1180.7	
	4204	SOMOGYI Daniella 97	100.9	99.4	100.5	101.1	401.9	
	4209	DR. HORVÁTH Tímea 88	97.0	101.2	96.9	98.1	393.2	
	4222	HÓF Henrietta 98	99.7	98.8	99.2	87.9	385.6	

Protest
Protest Date / Time:

Summary

Number of athletes on this list: 18; Total number of athletes: 35; Total number of teams: 6

Legend

Bib No **Bib Number**

Version of 12 FEB 2017, 12:25

Q000000TA1202171045.1.AR40.0.001.pdf

7354

15

Page 1 of 1

20AD5914



OFFICIAL ISSF RESULTS PROVIDER



10m Országos Bajnokság

RESULTS

10m AIR PISTOL MEN MK

Qualification

Százhalombatta

SAT 11 FEB 2017, START TIME 07:45

Rank	FP	Bib No	Name	Natio n/Tea m	Series						Total	Rem.
					1	2	3	4	5	6		
1	3	3143	IFJ. GURISATTI Gyula 66	KVSE	91	90	92	93	94	93	553-10x	
2	10	3150	MAGYAR László 75	ZPLE	91	87	89	95	94	88	544- 2x	
3	9	3149	LŐRINCZI Tibor 74	MTLE	86	94	92	86	86	90	534- 5x	
4	5	3145	DÖME István 54	MTLE	78	85	93	85	85	84	510- 7x	
5	2	3142	KARDOS Gergő 98	SZHB	88	89	78	85	85	73	498- 4x	
6	8	3148	KOZÁRI István 88	KSI SE	82	76	69	84	80	80	471- 5x	
7	6	3146	BÉRES Jenő 61	PLSE	73	58	71	63	68	79	412- 1x	

D. J. J.

Magy

Protest Date / Time:

Summary

Number of athletes on this list: 7; Total number of athletes: 7; Total number of teams: 0

Legend

Bib No Bib Number

FP Firing Point

C7D58FFD

Version of 11 FEB 2017, 09:30

Q1000001A1102170745.1.AP60MKM.0.001.pdf

7354 17

Page 1 of 1



OFFICIAL ISSF RESULTS PROVIDER



10m Országos Bajnokság

RESULTS

10m AIR PISTOL MEN

Qualification

Százhalombatta

SAT 11 FEB 2017, START TIME 07:45

Rank	FP	Bib No	Name	Nation	Team	Series						Total
						1	2	3	4	5	6	
1	6	3206	TÁTRAI Miklós 86	<u>BHSE</u>	BHSE	98	97	94	95	96	91	571-12x
2	26	3326	KALMÁR Tamás 95	<u>UTE</u>	UTE B	94	93	95	94	96	94	566-11x
3	12	3212	NAGY László 70	<u>KSI SE</u>	KSI SE A	95	94	95	93	92	96	565-14x
4	3	3203	PAPP László 64	<u>ZLK</u>	ZLK A	91	95	95	95	93	94	563-10x
5	13	3313	GYIMESI László 78	<u>KSI SE</u>	KSI SE B	92	97	94	94	91	92	560-11x
6	12	3112	TAKÁCS Tibor 67	<u>EPLE</u>	EPLE	93	97	92	92	91	94	559-10x
7	7	3107	SZÜCS Gergely 77	<u>UTE</u>	UTE B	96	90	97	91	92	92	558-13x
8	22	3222	ANTAL Balázs 91	<u>UTE</u>	UTE A	92	95	92	92	93	94	558- 9x
9	5	3105	JAMBRIK István 68	<u>BHSE</u>	BHSE	92	92	97	94	92	90	557-13x
10	28	3128	KARACS Zsolt 66	<u>UTE</u>	UTE A	92	93	93	90	92	96	556-17x
11	12	3312	SZABÓ Béla 62	<u>ZPLE</u>	ZPLE	94	91	95	91	91	94	556-11x
12	10	3110	NÉMETH Ferenc 63	<u>PSE</u>		94	90	95	93	92	92	556-11x
13	28	3228	SZABÓ László 58	<u>KLSE</u>		94	94	95	92	92	89	556- 7x
14	27	3327	DR. KULCSÁR Péter 55	<u>UTE</u>		88	92	94	90	97	94	555-11x
15	6	3106	FARKAS Zoltán 71	<u>ZLK</u>	ZLK A	93	94	90	91	95	92	555- 8x
16	1	3241	PAPANITZ Zoltán 66	<u>UTE</u>	UTE B	95	91	94	93	91	91	555- 4x
17	5	3305	CSIZMADIA András 74	<u>UTE</u>	UTE A	94	92	93	90	93	92	554-10x
18	13	3213	DR. ÁRVAI Arnold 76	<u>ZTE</u>		94	92	93	92	88	95	554- 7x
19	38	3238	TAKÁCS László 59	<u>EPLE</u>	EPLE	95	90	95	92	89	92	553- 9x
20	2	3102	FARKAS Roland 79	<u>KHSE</u>	KHSE A	95	90	93	92	87	95	552-10x
21	17	3317	PÁLINKÁS Lajos 64	<u>ZLK</u>	ZLK B	90	98	89	88	93	94	552- 8x
22	14	3214	HORVÁTH András 84	<u>DEBLSE</u>		93	94	90	90	92	93	552- 8x
23	19	3119	FARKAS Ferenc 65	<u>ZLK</u>	ZLK B	94	90	90	90	90	97	551-11x
24	4	3104	IZSÓ András 97	<u>SZHB</u>	SZHB A	94	94	93	86	92	91	550-11x
25	33	3233	PÁL Zoltán 80	<u>APLE</u>	APLE	95	89	88	93	92	93	550- 7x
26	1	3301	HUJBERT Dániel 92	<u>SZHB</u>	SZHB A	91	89	87	96	90	96	549-11x
27	33	3133	SZILÁGYI Erik 63	<u>PELE</u>		93	88	90	93	92	93	549-11x
28	20	3120	VARGA András 91	<u>KSI SE</u>	KSI SE B	93	89	92	95	92	88	549- 8x
29	4	3204	SZILÁGYI Sándor 60	<u>DVLE</u>	DVLE	89	92	92	93	95	88	549- 6x
30	19	3219	KÉRI Attila 71	<u>SZHB</u>	SZHB A	91	89	88	93	96	91	548-11x
31	11	3111	SZABÓ István 77	<u>DVLE</u>	DVLE	93	87	91	92	94	91	548-10x
32	20	3220	SZÉCSÉNYI Szabolcs 70	<u>VAMAV</u>		87	89	98	91	92	91	548- 9x
33	2	3302	SIMON Attila 70	<u>BHSE</u>	BHSE	92	92	92	91	87	94	548- 8x
34	18	3318	DR. DEZSŐ Dániel 92	<u>PSN ZRT</u>	PSN ZRT	92	88	92	91	93	92	548- 8x

Rank	FP	Bib No	Name	Nation	Team	Series						Total
						1	2	3	4	5	6	
35	17	3117	NÉMETH Ferenc 59	<u>GSE</u>	GSE	89	92	95	89	89	94	548- 7x
36	27	3227	CSURI Tamás 95	<u>KSI SE</u>	KSI SE A	89	90	87	95	96	91	548- 7x
37	21	3321	BÉRCES Béla 72	<u>GYPLE</u>	GYPLE	92	92	91	92	92	89	548- 5x
38	35	3135	SZALAI Ferenc 75	IMD		91	91	90	95	92	88	547- 8x
39	34	3234	HEGEDŰS András 98	<u>KSI SE</u>	KSI SE B	90	90	94	92	96	85	547- 6x
40	8	3108	SZÖLLŐSI Ferenc 57	IMD		92	89	93	93	91	89	547- 4x
41	7	3307	CSORDÁS Gergely 88	<u>ZLK</u>	ZLK A	92	88	92	92	91	91	546-11x
42	8	3208	GERI Péter 91	KSE		93	90	91	91	91	90	546-10x
43	6	3306	SZÖLLŐSI Henrik 94	<u>EPLE</u>	EPLE	93	87	92	89	95	90	546- 7x
44	3	3303	GEIER Dániel 99	<u>CSLE</u>	CSLE	91	90	92	91	91	91	546- 4x
45	23	3123	CZEBE Sándor 65	<u>HKLK</u>	HKLK	86	87	90	94	91	96	544- 9x
46	15	3115	SZÁSZ Dezső 79	<u>DLSE</u>	DLSE	93	90	88	92	94	87	544- 8x
47	9	3309	JOÓ Attila 79	<u>SZHB</u>	SZHB B	93	91	90	88	90	92	544- 6x
48	14	3114	RÁKOSI Patrik 99	<u>SZHB</u>	SZHB B	90	92	88	90	87	96	543-11x
49	16	3216	RÉFI Levente Károly 81	MTLE		85	93	95	92	88	90	543- 9x
50	29	3129	SZEMÁN Dávid 99	<u>SZHB</u>	SZHB C	90	88	94	89	92	87	540-12x
51	31	3231	TANKA Tibor 64	DVLE		84	88	90	89	96	92	539- 6x
52	2	3202	HORNYÁNSZKI Tamás 62	<u>SZHB</u>	SZHB B	95	92	90	87	90	84	538- 9x
53	22	3322	BALOG Vázsony 98	<u>KSI SE</u>	KSI SE A	94	89	86	88	90	90	537- 6x
54	26	3126	PINTÉR Tibor 63	<u>ZPLE</u>	ZPLE	85	89	88	88	96	90	536- 6x
55	14	3314	HÉVÉZI Sándor 91	<u>GSE</u>	GSE	91	90	91	86	88	89	535- 5x
56	36	3236	BOROS László 89	<u>GYLK</u>	GYLK	91	92	86	90	88	88	535- 5x
57	38	3138	NYÍRI András 91	MAFC		92	87	89	92	89	84	533-10x
58	30	3130	BODOR Csaba 58	<u>PSN ZRT</u>	PSN ZRT	86	90	91	90	86	90	533- 7x
59	15	3215	SZABÓ Zoltán Csaba 61	PSN ZRT		93	92	87	90	86	85	533- 2x
60	11	3311	ALFÖLDI József 58	<u>DLSE</u>	DLSE	85	89	83	94	93	88	532- 6x
61	32	3232	LINDENLAUB Roland 77	<u>PSN ZRT</u>	PSN ZRT	85	93	86	88	94	86	532- 6x
62	9	3209	DR. CSIKÓS Botond 74	<u>GYPLE</u>	GYPLE	87	85	89	89	87	94	531-12x
63	29	3229	NAGY György 65	BHSE		85	89	89	90	88	89	530- 5x
64	5	3245	MAGYAROS Attila 80	ZTE		86	90	86	90	88	90	530- 3x
65	3	3243	TÓTH Viktor 86	KSE		84	93	88	92	88	85	530- 3x
66	15	3315	FERENCI József 52	<u>APLE</u>	APLE	86	89	88	87	92	87	529- 5x
67	3	3103	CSENGEL Attila 67	KSI SE		90	88	92	87	90	82	529- 5x
68	25	3125	IFJ. OSKOLÁS Imre 88	<u>VSE</u>	VSE	89	84	90	91	86	88	528- 7x
69	40	3240	GÓRA Balázs 64	<u>ZPLE</u>	ZPLE	86	92	87	84	90	89	528- 5x
70	11	3211	GRÓCZ Dénes 61	<u>KHSE</u>	KHSE A	88	84	88	90	90	86	526- 9x
71	21	3121	MAJOR Ákos 74	<u>GYPLE</u>	GYPLE	90	89	89	87	90	81	526- 4x
72	16	3116	CSIBA Zoltán 72	<u>GYLK</u>	GYLK	86	92	90	85	89	83	525- 3x
73	24	3324	SEBESI András 67	<u>HKLK</u>	HKLK	86	90	88	85	89	86	524- 4x
74	39	3239	VIRÁG István 76	<u>SZHB</u>	SZHB C	87	86	91	88	86	85	523- 5x

Rank	FP	Bib No	Name	Nation	Team	Series						Total
						1	2	3	4	5	6	
75	23	3323	PAPP László 72	<u>SZHB</u>	SZHB C	91	89	88	84	89	81	522- 6x
76	1	3101	AGOT György 60	<u>APLE</u>	APLE	86	82	85	86	88	92	519- 3x
77	30	3230	HINKEL Zoltán 68	<u>VSE</u>	VSE	86	88	86	85	84	88	517- 5x
78	9	3109	HOLCZER Zsolt 99	<u>CSLE</u>	CSLE	90	86	84	82	85	89	516- 2x
79	22	3122	BEBESI László 76	<u>KHSE</u>	KHSE B	87	84	88	86	82	88	515- 5x
80	16	3316	NAGY Máttyás 61	<u>KHSE</u>	KHSE A	85	85	88	85	81	88	512- 3x
81	18	3118	SIPKA Péter 58	<u>APLE</u>		80	85	83	83	84	89	504- 5x
82	8	3308	TÓTH László 71	<u>GYLK</u>	GYLK	81	82	75	83	90	89	500- 2x
83	25	3225	KISS Attila 44	<u>KVSE</u>		84	79	83	83	82	89	500- 2x
84	35	3235	KISS Ferenc 60	<u>GSE</u>	GSE	84	89	80	74	83	85	495- 1x
85	5	3205	RADICS Zoltán 76	<u>DLSE</u>	DLSE	84	80	82	84	84	76	490- 4x
86	4	3244	MINKÓ Ottó 64	<u>KHSE</u>	KHSE B	83	85	80	82	70	90	490- 3x
87	37	3237	BRÁZDA Gábor 97	<u>CSLE</u>	CSLE	88	89	89	76	78	69	489- 6x
88	2	3242	DUDÁS István 58	<u>ZLK</u>	ZLK B	77	77	76	86	84	85	485- 4x
89	24	3224	PELSŐCZI Zoltán 84	<u>DLSE</u>		80	79	81	83	85	76	484- 4x
90	32	3132	ID. GURISATTI Gyula 44	<u>DLSE</u>		83	75	79	76	83	87	483- 0x
91	17	3217	HUSZTI Róbert 69	<u>MVSE</u>		76	80	85	81	76	84	482- 1x
92	10	3310	OSKOLÁS Imre 57	<u>VSE</u>	VSE	73	86	81	85	79	75	479- 4x
93	37	3137	VERES György 68	<u>SZHB</u>		82	79	80	74	80	84	479- 3x
94	10	3210	KONFÁR József 69	<u>HKLK</u>	HKLK	79	83	75	81	77	83	478- 2x
95	6	3246	FERENCZ Zsolt 72	<u>EPLÉ</u>		76	74	78	82	77	85	472- 0x
96	4	3304	LÁSZLÓ István 55	<u>KHSE</u>	KHSE B	81	69	86	75	71	83	465- 2x
97	25	3325	KOVÁCS Attila 75	<u>MTLE</u>		75	72	77	73	79	76	452- 0x
98	19	3319	FÖLDI Lajos 62	<u>DVLE</u>	DVLE	80	67	81	<u>16</u>			244- 1x
		3134	BELICZA Balázs 95	<u>PLSE</u>								
		3223	GROLL Bálint 80	<u>UTE</u>								
		3221	HUSZTI Róbert 69	<u>MVSE</u>								
		3113	PETŐCZ Dávid 93	<u>PLSE</u>								
		3207	VARGA Zoltán 70	<u>GSE</u>								

way

[Handwritten signature]

Protest Date / Time:

Summary

Number of athletes on this list: 103; Total number of athletes: 103; Total number of teams: 24

Legend

2A28EDE4

—	Team Member	Bib No	Bib Number	DNF	Did Not Finish
DNS	Did Not Start	FP	Firing Point	QF	Qualified for Finals
Rem	Remarks				

Version of 11 FEB 2017, 13:28

Q100000IA1102170745.1.AP60.0.001.pdf

7354 11

Page 3 of 3



OFFICIAL ISSF RESULTS PROVIDER



10m Országos Bajnokság

FINAL RESULTS

10m AIR PISTOL MEN

Százhalombatta
SAT 11 FEB 2017, START TIME 07:45

Rk	Bib No	Name	Nat	1st Comp. Stage	2nd Competition Stage - Elimination								Total	Rem.	
1	3222	ANTAL Balázs 91	UTE	51.3 100.0	119.1	139.6	160.3	178.1	196.5	216.3			235.7		
				10.5 9.4	9.5	10.3	10.5	8.6	9.1	10.4	9.0				
				10.3 10.2	9.6	10.2	10.2	9.2	9.3	9.4	10.4				
				10.6 10.9											
				9.5 8.6											
				10.4 9.6											
2	3206	TÁTRAI Miklós 86	BHSE	48.8 97.1	116.6	136.5	157.0	177.4	195.8	214.5			234.0		
				9.5 9.2	9.7	10.6	10.6	10.5	8.2	10.5	9.3				
				9.0 8.7	9.8	9.3	9.9	9.9	10.2	8.2	10.2				
				10.3 10.4											
				10.6 9.5											
				9.4 10.5											
3	3326	KALMÁR Tamás 95	UTE	50.5 99.6	119.6	138.6	157.2	174.3	193.3			214.0			
				9.8 10.0	9.9	8.7	9.3	7.2	9.4	10.5					
				9.0 8.5	10.1	10.3	9.3	9.9	9.6	10.2					
				10.7 9.7											
				10.3 10.9											
				10.7 10.0											
4	3107	SZÜCS Gergely 77	UTE	47.9 96.1	116.5	135.3	154.7	173.7			191.5				
				8.7 10.5	9.7	9.7	10.1	9.2	10.4						
				8.8 10.3	10.7	9.1	9.3	9.8	7.4						
				10.5 9.4											
				10.1 9.0											
				9.8 9.0											
5	3212	NAGY László 70	KSI SE	50.0 96.6	117.0	134.8	153.9			173.4					
				10.2 10.0	10.2	9.2	10.2	9.6							
				9.5 8.9	10.2	8.6	8.9	9.9							
				10.6 8.5											
				9.3 8.6											
				10.4 10.6											
6	3313	GYIMESI László 78	KSI SE	46.4 92.7	112.6	133.6			152.7						
				8.1 9.1	9.9	10.4	9.4								
				9.1 9.6	10.0	10.6	9.7								
				9.5 8.7											
				10.2 8.7											
				9.5 10.2											
7	3203	PAPP László 64	ZLK	46.4 93.9	113.3			132.2							
				9.3 9.4	10.0	9.5									
				10.2 8.7	9.4	9.4									
				8.3 10.0											
				10.4 10.2											
				8.2 9.2											
8	3112	TAKÁCS Tibor 67	EPLÉ	44.3 93.1			111.6								
				9.2 8.8	10.4										
				9.0 9.8	8.1										
				8.1 10.1											
				8.7 9.6											
				9.3 10.5											

[Handwritten signature]

[Handwritten signature]



10m Országos Bajnokság
RESULTS
10m AIR PISTOL MEN
TEAM

Százhalombatta
SAT 11 FEB 2017, START TIME 07:45

Rank	Bib No	Name	Series						Total	Rem.
			1	2	3	4	5	6		
1		UTE B	285	274	286	278	279	277	1679-28x	
	3326	KALMÁR Tamás 95	94	93	95	94	96	94	566-11x	
	3107	SZÜCS Gergely 77	96	90	97	91	92	92	558-13x	
	3241	PAPANITZ Zoltán 66	95	91	94	93	91	91	555- 4x	
2		BHSE	282	281	283	280	275	275	1676-33x	
	3206	TÁTRAI Miklós 86	98	97	94	95	96	91	571-12x	
	3105	JAMBRIK István 68	92	92	97	94	92	90	557-13x	
	3302	SIMON Attila 70	92	92	92	91	87	94	548- 8x	
3		UTE A	278	280	278	272	278	282	1668-36x	
	3222	ANTAL Balázs 91	92	95	92	92	93	94	558- 9x	
	3128	KARACS Zsolt 66	92	93	93	90	92	96	556-17x	
	3305	CSIZMADIA András 74	94	92	93	90	93	92	554-10x	
4		ZLK A	276	277	277	278	279	277	1664-29x	
	3203	PAPP László 64	91	95	95	95	93	94	563-10x	
	3106	FARKAS Zoltán 71	93	94	90	91	95	92	555- 8x	
	3307	CSORDÁS Gergely 88	92	88	92	92	91	91	546-11x	
5		EPLÉ	281	274	279	273	275	276	1658-26x	
	3112	TAKÁCS Tibor 67	93	97	92	92	91	94	559-10x	
	3238	TAKÁCS László 59	95	90	95	92	89	92	553- 9x	
	3306	SZÖLLŐSI Henrik 94	93	87	92	89	95	90	546- 7x	
6		KSI SE B	275	276	280	281	279	265	1656-25x	
	3313	GYIMESI László 78	92	97	94	94	91	92	560-11x	
	3120	VARGA András 91	93	89	92	95	92	88	549- 8x	
	3234	HEGEDŰS András 98	90	90	94	92	96	85	547- 6x	
7		KSI SE A	278	273	268	276	278	277	1650-27x	
	3212	NAGY László 70	95	94	95	93	92	96	565-14x	
	3227	CSURI Tamás 95	89	90	87	95	96	91	548- 7x	
	3322	BALOG Vázsony 98	94	89	86	88	90	90	537- 6x	

Rank	Bib No	Name	Series						Total	Rem.
			1	2	3	4	5	6		
8		SZHB A	276	272	268	275	278	278	1647-33x	
	3104	IZSÓ András 97	94	94	93	86	92	91	550-11x	
	3301	HUJBERT Dániel 92	91	89	87	96	90	96	549-11x	
	3219	KÉRI Attila 71	91	89	88	93	96	91	548-11x	
9		SZHB B	278	275	268	265	267	272	1625-26x	
	3309	JOÓ Attila 79	93	91	90	88	90	92	544- 6x	
	3114	RÁKOSI Patrik 99	90	92	88	90	87	96	543-11x	
	3202	HORNYÁNSZKI Tamás 62	95	92	90	87	90	84	538- 9x	
10		ZPLE	265	272	270	263	277	273	1620-22x	
	3312	SZABÓ Béla 62	94	91	95	91	91	94	556-11x	
	3126	PINTÉR Tibor 63	85	89	88	88	96	90	536- 6x	
	3240	GÓRA Balázs 64	86	92	87	84	90	89	528- 5x	
11		PSN ZRt	263	271	269	269	273	268	1613-21x	
	3318	DR. DEZSŐ Dániel 92	92	88	92	91	93	92	548- 8x	
	3130	BODOR Csaba 58	86	90	91	90	86	90	533- 7x	
	3232	LINDENLAUB Roland 77	85	93	86	88	94	86	532- 6x	
12		GYPLE	269	266	269	268	269	264	1605-21x	
	3321	BÉRCES Béla 72	92	92	91	92	92	89	548- 5x	
	3209	DR. CSIKÓS Botond 74	87	85	89	89	87	94	531-12x	
	3121	MAJOR Ákos 74	90	89	89	87	90	81	526- 4x	
13		APLE	267	260	261	266	272	272	1598-15x	
	3233	PÁL Zoltán 80	95	89	88	93	92	93	550- 7x	
	3315	FERENCI József 52	86	89	88	87	92	87	529- 5x	
	3101	AGOT György 60	86	82	85	86	88	92	519- 3x	
14		KHSE A	268	259	269	267	258	269	1590-22x	
	3102	FARKAS Roland 79	95	90	93	92	87	95	552-10x	
	3211	GRÓCZ Dénes 61	88	84	88	90	90	86	526- 9x	
	3316	NAGY Mátyás 61	85	85	88	85	81	88	512- 3x	
15		ZLK B	261	265	255	264	267	276	1588-23x	
	3317	PÁLINKÁS Lajos 64	90	98	89	88	93	94	552- 8x	
	3119	FARKAS Ferenc 65	94	90	90	90	90	97	551-11x	
	3242	DUDÁS István 58	77	77	76	86	84	85	485- 4x	

[Handwritten signature]

[Handwritten signature]

Rank	Bib No	Name	Series						Total	Rem.
			1	2	3	4	5	6		
16		SZHB C	268	263	273	261	267	253	1585-23x	
	3129	SZEMÁN Dávid 99	90	88	94	89	92	87	540-12x	
	3239	VIRÁG István 76	87	86	91	88	86	85	523- 5x	
	3323	PAPP László 72	91	89	88	84	89	81	522- 6x	
17		GSE	264	271	266	249	260	268	1578-13x	
	3117	NÉMETH Ferenc 59	89	92	95	89	89	94	548- 7x	
	3314	HÉVÉZI Sándor 91	91	90	91	86	88	89	535- 5x	
	3235	KISS Ferenc 60	84	89	80	74	83	85	495- 1x	
18		DLSE	262	259	253	270	271	251	1566-18x	
	3115	SZÁSZ Dezső 79	93	90	88	92	94	87	544- 8x	
	3311	ALFÖLDI József 58	85	89	83	94	93	88	532- 6x	
	3205	RADICS Zoltán 76	84	80	82	84	84	76	490- 4x	
19		GYLK	258	266	251	258	267	260	1560-10x	
	3236	BOROS László 89	91	92	86	90	88	88	535- 5x	
	3116	CSIBA Zoltán 72	86	92	90	85	89	83	525- 3x	
	3308	TÓTH László 71	81	82	75	83	90	89	500- 2x	
20		CSLE	269	265	265	249	254	249	1551-12x	
	3303	GEIER Dániel 99	91	90	92	91	91	91	546- 4x	
	3109	HOLCZER Zsolt 99	90	86	84	82	85	89	516- 2x	
	3237	BRÁZDA Gábor 97	88	89	89	76	78	69	489- 6x	
21		HKLK	251	260	253	260	257	265	1546-15x	
	3123	CZEBE Sándor 65	86	87	90	94	91	96	544- 9x	
	3324	SEBESI András 67	86	90	88	85	89	86	524- 4x	
	3210	KONFÁR József 69	79	83	75	81	77	83	478- 2x	
22		VSE	248	258	257	261	249	251	1524-16x	
	3125	IFJ. OSKOLÁS Imre 88	89	84	90	91	86	88	528- 7x	
	3230	HINKEL Zoltán 68	86	88	86	85	84	88	517- 5x	
	3310	OSKOLÁS Imre 57	73	86	81	85	79	75	479- 4x	
23		KHSE B	251	238	254	243	223	261	1470-10x	
	3122	BEBESI László 76	87	84	88	86	82	88	515- 5x	
	3244	MINKÓ Ottó 64	83	85	80	82	70	90	490- 3x	
	3304	LÁSZLÓ István 55	81	69	86	75	71	83	465- 2x	

Handwritten signature in blue ink.

Handwritten signature in blue ink.

Rank	Bib No	Name	Series						Total	Rem.
			1	2	3	4	5	6		
24		DVLE	262	246	264				1341-17x	
	3204	SZILÁGYI Sándor 60	89	92	92	93	95	88	549- 6x	
	3111	SZABÓ István 77	93	87	91	92	94	91	548-10x	
	3319	FÖLDI Lajos 62	80	67	81	<u>16</u>			244- 1x DNF	

[Handwritten signature]

[Handwritten signature]

Protest Date / Time:

Summary

Number of athletes on this list: 72; Total number of athletes: 103; Total number of teams: 24

Legend

Bib No Bib Number

DNF

Did Not Finish

DNS

Did Not Start

Version of 11 FEB 2017, 13:29

Q100000TA1102170745.1.AP60.0.001.pdf

7354 11

Page 4 of 4

6C731FAB



OFFICIAL ISSF RESULTS PROVIDER



10m Országos Bajnokság

RESULTS

10m AIR PISTOL WOMEN MK

Qualification

Százhalombatta

SAT 11 FEB 2017, START TIME 13:45

Rank	FP	Bib No	Name	Natio n/Te am	Series				Total	Rem.
					1	2	3	4		
1	40	3440	DÁVID Krisztina 75	BHSE	97	96	92	95	380-13x	
2	38	3438	GYÖRGY Lajosné 71	PLSE	78	74	83	81	316- 1x	

Protest Date / Time:

Summary

Number of athletes on this list: 2; Total number of athletes: 2; Total number of teams: 0

Legend

Bib No Bib Number

FP Firing Point

E87EDA13

Version of 11 FEB 2017, 15:02

Q000000IA1102171345.1.AP40MKW.0.001.pdf

7354 18

Page 1 of 1



OFFICIAL ISSF RESULTS PROVIDER



10m Országos Bajnokság

RESULTS

10m AIR PISTOL WOMEN

Qualification

Százhalombatta

SAT 11 FEB 2017, START TIME 11:40

Rank	FP	Bib No	Name	Nation	Team	Series				Total	Rem.
						1	2	3	4		
1	33	3433	MAJOR Veronika 97	KELK		97	97	95	94	383-10x	QF
2	5	3405	TOBAI-SIKE Renáta 78	BHSE	BHSE	98	95	91	96	380- 7x	QF
3	29	3429	BABICZ Sára 90	UTE	UTE	92	95	93	97	377- 7x	QF
4	31	3431	EGRI Viktória 98	KSI SE	KSI SE A	94	94	95	93	376- 9x	QF
5	21	3421	CSONKA Zsófia 83	PSN ZRT	PSN ZRt	95	93	93	91	372- 7x	QF
6	28	3428	NEMES Adrienn 91	KSI SE	KSI SE A	91	93	91	94	369- 8x	QF
7	11	3411	GULYÁS Claudia 98	KSI SE	KSI SE B	92	95	92	89	368- 8x	QF
8	12	3412	MÓNUS Ágnes 83	DLA		92	94	90	92	368- 4x	QF
9	23	3423	TAKÁCS Kornélia 82	BHSE	BHSE	89	91	92	95	367- 7x	
10	30	3330	CSORBA-DEÁK Kitti 86	SZHB	SZHB A	91	93	92	91	367- 4x	
11	16	3416	FORRÁSI Boglárka 99	KSI SE	KSI SE A	94	92	92	89	367- 4x	
12	34	3434	BAKOS Natália 81	MTLE		92	91	94	90	367- 3x	
13	7	3347	KÉKESI Gabriella 88	CSLE	CSLE	91	90	92	93	366- 5x	
14	5	3345	TÓTH Enikő 98	ZTE		95	90	92	89	366- 5x	
15	17	3417	KOZÁRI Edit 68	GYLK		93	91	88	93	365- 9x	
16	15	3415	AGÁRDI Annamária 98	SZHB	SZHB A	92	95	89	87	363- 5x	
17	6	3406	ALMÁSSY Dóra 96	UTE	UTE	91	90	93	89	363- 3x	
18	27	3427	TÓTH Anikó 75	APLE	APLE A	91	93	90	88	362- 1x	
19	35	3335	BÁLINT Cecília 80	UTE	UTE	90	96	86	88	360- 4x	
20	2	3402	FEKETE Tímea 98	SZHB	SZHB B	90	86	92	91	359- 3x	
21	38	3338	SÜDI Katalin 90	APLE	APLE A	91	89	87	91	358- 3x	
22	22	3422	SIMON Sarolta 97	CSLE	CSLE	89	88	93	87	357- 3x	
23	26	3426	VENCZ Tímea 98	SZHB	SZHB B	89	89	87	91	356- 2x	
24	31	3331	LÉGRÁDI Nikolett 99	PVLK		89	89	87	90	355- 3x	
25	14	3414	TÓTH Márta 77	APLE	APLE A	87	90	90	88	355- 3x	
26	20	3420	KÉRI Otti 69	SZHB	SZHB A	94	87	88	85	354- 5x	
27	28	3328	SZÁVAI Liliána 95	BHSE		88	90	88	88	354- 4x	
28	37	3337	BAKONYI Nóra 99	SZHB	SZHB B	84	91	94	85	354- 3x	
29	9	3409	MOZSGAI Dominika 94	PSN ZRT	PSN ZRt	89	84	90	90	353- 7x	
30	33	3333	HATOS Henrietta 92	KSI SE	KSI SE B	89	88	90	85	352- 5x	
31	4	3404	SEBESI Franciska 95	HKLK		90	91	88	83	352- 4x	
32	3	3343	KELEMEN Katalin 79	MTLE		89	91	88	84	352- 3x	
33	18	3418	KEREZSI Zsuzsanna 63	UTE		89	82	92	88	351- 4x	
34	35	3435	VIRÁGNÉ BUCSI Anikó 76	SZHB	SZHB C	92	84	88	87	351- 1x	

Rank	FP	Bib No	Name	Nation	Team	Series				Total	Rem.
						1	2	3	4		
35	24	3424	NAGY Zsuzsanna 84	DLA		86	86	86	91	349-	2x
36	6	3346	BALOGH Anita 98	DEBLSE		84	86	90	88	348-	9x
37	34	3334	SURÁNYINÉ TAKÁCS Melinda 83	EPLÉ		84	91	84	87	346-	3x
38	19	3419	BÉKÁSI Éva 87	MAFC		82	88	90	86	346-	2x
39	3	3403	FLEISCHER Bernadett 99	DEBLSE		91	85	87	82	345-	2x
40	8	3348	VAS Virág 77	<u>BHSE</u>	BHSE	89	86	89	81	345-	1x
41	37	3437	SZÜCS Csilla 79	PSN ZRT		79	85	90	90	344-	5x
42	10	3410	BORBÉNYINÉ SZABÓ Mariann 70	MAFC		87	85	87	85	344-	1x
43	9	3349	NOVOTNYNÉ KOVÁCS Katalin 64	<u>APLE</u>	APLE B	83	91	83	86	343-	1x
44	40	3340	HERR Adrien 85	<u>PSN ZRT</u>	PSN ZRT	85	87	87	82	341-	1x
45	39	3339	FARAGÓ Zoltánné 57	VSE		82	82	90	80	334-	4x
46	32	3432	KOLLÁT Pálné 53	<u>APLE</u>	APLE B	78	82	84	85	329-	0x
47	2	3342	BARANYAI Krisztina 98	<u>KSI SE</u>	KSI SE B	75	90	87	76	328-	2x
48	1	3401	DOMJÁN Kornélia 72	<u>APLE</u>	APLE B	76	87	82	80	325-	4x
49	36	3436	KÖRTVÉLYESSY Gabriella 71	UTE		76	83	80	79	318-	1x
50	13	3413	ANTALNÉ SZEKERES Barbara 75	PVLK		71	81	80	81	313-	0x
51	10	3350	HORVÁTH Orsolya 94	<u>SZHB</u>	SZHB C	81	68	77	80	306-	1x
52	7	3407	ILOSVAY Bertina 98	<u>CSLE</u>	CSLE	77	71	75	79	302-	1x
53	8	3408	MISZLAI Hajnalka 93	<u>SZHB</u>	SZHB C	74	76	74	76	300-	1x
54	1	3341	ERDÖSNÉ FERENCZI Emese 59	MAFC		74	74	74	72	294-	1x
		3425	GYÓRI Kinga 86	DEBLSE							DNS
		3344	HALÁSZ Bernadett 98	KLSE							DNS
		3430	SULYOK PAP Zsuzsa 76	HKLK							DNS
		3336	TRESÓ Lilla 96	MELK							DNS

Protest Date / Time:

Summary

Number of athletes on this list: 58; Total number of athletes: 58; Total number of teams: 11

Legend

B3287F23

____ Team Member
FP Firing Point

Bib No Bib Number
QF Qualified for Finals

DNS Did Not Start

Version of 11 FEB 2017, 15:06

Q000000IA1102171140.1.AP40.0.001.pdf

7354 12

Page 2 of 2



OFFICIAL ISSF RESULTS PROVIDER



10m Országos Bajnokság

FINAL RESULTS

10m AIR PISTOL WOMEN

Százhalombatta
SAT 11 FEB 2017, START TIME 11:40

Rk	Bib No	Name	Nat	1st Comp. Stage		2nd Competition Stage - Elimination						Total	Rem.
1	3433	MAJOR Veronika 97	KELK	49.2	99.4	118.8	139.2	158.0	177.5	197.5	217.8	237.6	
				10.2	10.8	9.4	10.5	9.8	9.0	10.1	10.3	9.2	
				9.6	9.5	10.0	9.9	9.0	10.5	9.9	10.0	10.6	
				10.1	10.3								
				9.6	9.9								
				9.7	9.7								
2	3405	TOBAI-SIKE Renáta 78	BHSE	50.1	96.3	115.9	135.0	155.6	176.0	196.2	217.2	235.8	
				10.0	9.0	9.9	9.9	10.2	10.5	9.5	10.2	10.1	
				9.9	8.2	9.7	9.2	10.4	9.9	10.7	10.8	8.5	
				10.0	10.6								
				10.5	9.8								
				9.7	8.6								
3	3429	BABICZ Sára 90	UTE	49.2	98.4	118.0	137.2	155.6	174.9	195.3		214.7	
				10.2	9.5	10.2	9.8	9.1	8.7	10.6	9.2		
				10.5	9.7	9.4	9.4	9.3	10.6	9.8	10.2		
				8.9	10.6								
				10.6	9.5								
				9.0	9.9								
4	3431	EGRI Viktória 98	KSI SE	48.3	98.0	117.0	137.0	155.9	174.6			194.3	
				10.0	9.9	8.6	10.4	9.8	9.2	10.1			
				9.0	9.2	10.4	9.6	9.1	9.5	9.6			
				10.2	10.5								
				9.3	10.1								
				9.8	10.0								
5	3428	NEMES Adrienn 91	KSI SE	48.0	96.2	115.6	134.1	153.3				174.0	
				10.3	9.3	9.1	8.5	10.5	10.4				
				10.1	9.1	10.3	10.0	8.7	10.3				
				9.2	10.2								
				9.5	9.5								
				8.9	10.1								
6	3421	CSONKA Zsófia 83	PSN ZRT	50.2	95.3	116.3	135.7					152.8	
				9.8	9.9	10.5	9.8	9.6					
				9.8	9.2	10.5	9.6	7.5					
				9.9	7.7								
				10.1	8.0								
				10.6	10.3								
7	3412	MÓNUS Ágnes 83	DLA	48.5	92.1	110.4						128.8	
				10.5	7.5	8.4	9.4						
				10.5	7.8	9.9	9.0						
				7.6	9.1								
				10.7	9.5								
				9.2	9.7								
8	3411	GULYÁS Claudia 98	KSI SE	47.0	93.6							109.6	
				10.0	9.5	8.3							
				9.0	8.3	7.7							
				7.7	9.0								
				10.4	10.3								
				9.9	9.5								



10m Országos Bajnokság
RESULTS
10m AIR PISTOL WOMEN
TEAM

Százhalombatta
SAT 11 FEB 2017, START TIME 11:40

Rank	Bib No	Name	Series				Total	Rem.
			1	2	3	4		
1		KSI SE A	279	279	278	276	1112-21x	
	3431	EGRI Viktória 98	94	94	95	93	376- 9x	
	3428	NEMES Adrienn 91	91	93	91	94	369- 8x	
	3416	FORRÁSI Boglárka 99	94	92	92	89	367- 4x	
2		UTE	273	281	272	274	1100-14x	
	3429	BABICZ Sára 90	92	95	93	97	377- 7x	
	3406	ALMÁSSY Dóra 96	91	90	93	89	363- 3x	
	3335	BÁLINT Cecília 80	90	96	86	88	360- 4x	
3		BHSE	276	272	272	272	1092-15x	
	3405	TOBAI-SIKE Renáta 78	98	95	91	96	380- 7x	
	3423	TAKÁCS Kornélia 82	89	91	92	95	367- 7x	
	3348	VAS Virág 77	89	86	89	81	345- 1x	
4		SZHB A	277	275	269	263	1084-14x	
	3330	CSORBA-DEÁK Kitti 86	91	93	92	91	367- 4x	
	3415	AGÁRDI Annamária 98	92	95	89	87	363- 5x	
	3420	KÉRI Ottó 69	94	87	88	85	354- 5x	
5		APLE A	269	272	267	267	1075- 7x	
	3427	TÓTH Anikó 75	91	93	90	88	362- 1x	
	3338	SÜDI Katalin 90	91	89	87	91	358- 3x	
	3414	TÓTH Márta 77	87	90	90	88	355- 3x	
6		SZHB B	263	266	273	267	1069- 8x	
	3402	FEKETE Tímea 98	90	86	92	91	359- 3x	
	3426	VENCZ Tímea 98	89	89	87	91	356- 2x	
	3337	BAKONYI Nóra 99	84	91	94	85	354- 3x	
7		PSN ZRt	269	264	270	263	1066-15x	
	3421	CSONKA Zsófia 83	95	93	93	91	372- 7x	
	3409	MOZSGAI Dominika 94	89	84	90	90	353- 7x	
	3340	HERR Adrien 85	85	87	87	82	341- 1x	

Rank	Bib No	Name	Series				Total	Rem.
			1	2	3	4		
8		KSI SE B	256	273	269	250	1048-15x	
	3411	GULYÁS Claudia 98	92	95	92	89	368- 8x	
	3333	HATOS Henrietta 92	89	88	90	85	352- 5x	
	3342	BARANYAI Krisztina 98	75	90	87	76	328- 2x	
9		CSLE	257	249	260	259	1025- 9x	
	3347	KÉKESI Gabriella 88	91	90	92	93	366- 5x	
	3422	SIMON Sarolta 97	89	88	93	87	357- 3x	
	3407	ILOSVAY Bertina 98	77	71	75	79	302- 1x	
10		APPLE B	237	260	249	251	997- 5x	
	3349	NOVOTNYNÉ KOVÁCS Katalin 64	83	91	83	86	343- 1x	
	3432	KOLLÁT Pálné 53	78	82	84	85	329- 0x	
	3401	DOMJÁN Kornélia 72	76	87	82	80	325- 4x	
11		SZHB C	247	228	239	243	957- 3x	
	3435	VIRÁGNÉ BUCSI Anikó 76	92	84	88	87	351- 1x	
	3350	HORVÁTH Orsolya 94	81	68	77	80	306- 1x	
	3408	MISZLAI Hajnalka 93	74	76	74	76	300- 1x	

[Handwritten signature]

[Handwritten signature]

Protest Date / Time:

Summary

Number of athletes on this list: 33; Total number of athletes: 58; Total number of teams: 11

Legend

Bib No Bib Number

Version of 11 FEB 2017, 15:07

Q000000TA1102171140.1.AP40.0.001.pdf

7354 12

Page 2 of 2

372767E1



OFFICIAL ISSF RESULTS PROVIDER



10m Országos Bajnokság
RESULTS
MIXED TEAM 10m AIR PISTOL
TEAM

Százhalombatta
SAT 11 FEB 2017, START TIME 16:50

Rank	Bib No	Name	Series					Total	Rem.
			1	2	3	4	5		
1		UTE A	94	95	94	98	96	477-14x	QS QS
	3511	BABICZ Sára 90	47	46	46	49	46	234- 4x	
	3512	ANTAL Balázs 91	47	49	48	49	50	243-10x	
2		BHSE A	95	93	94	96	96	474-13x	QS QS
	3501	TOBAI-SIKE Renáta 78	47	45	46	47	48	233- 5x	
	3502	TÁTRAI Miklós 86	48	48	48	49	48	241- 8x	
3		KSI SE A	92	94	89	98	96	469-11x	QS QS
	3513	NEMES Adrienn 91	48	47	44	49	47	235- 6x	
	3514	NAGY László 70	44	47	45	49	49	234- 5x	
4		PSN Zrt A	94	92	94	92	91	463-12x	QS QS
	3509	CSONKA Zsófia 83	49	48	48	47	47	239- 7x	
	3510	DR. DEZSŐ Dániel 92	45	44	46	45	44	224- 5x	
5		EPLÉ	90	92	92	92	93	459- 8x	QS QS
	3517	SURÁNYINÉ TAKÁCS Melinda 83	43	43	45	43	44	218- 4x	
	3518	TAKÁCS László 59	47	49	47	49	49	241- 4x	
6		UTE B	91	94	93	90	89	457- 6x	QS QS
	3537	ALMÁSSY Dóra 96	45	48	45	45	44	227- 3x	
	3538	KALMÁR Tamás 95	46	46	48	45	45	230- 3x	
7		SZHB B	93	87	92	92	91	455- 4x	QS QS
	3523	KÉRI Otti 69	46	40	46	44	44	220- 0x	
	3524	KÉRI Attila 71	47	47	46	48	47	235- 4x	
8		BHSE B	87	89	91	93	93	453- 6x	QS QS
	3515	TAKÁCS Kornélia 82	43	46	47	46	48	230- 4x	
	3516	NAGY György 65	44	43	44	47	45	223- 2x	
9		SZHB A	94	91	83	90	93	451- 9x	
	3503	CSORBA-DEÁK Kitti 86	48	44	42	46	46	226- 5x	
	3504	HUJBERT Dániel 92	46	47	41	44	47	225- 4x	

Rank	Bib No	Name	Series					Total	Rem.
			1	2	3	4	5		
10		ZTE	90	90	94	90	87	451- 7x	
	3527	TÓTH Enikő 98	45	45	46	45	42	223- 4x	
	3528	DR. ÁRVAI Arnold 76	45	45	48	45	45	228- 3x	
11		APPLE B	89	92	91	90	89	451- 3x	
	3525	TÓTH Anikó 75	45	47	44	44	45	225- 0x	
	3526	PÁL Zoltán 80	44	45	47	46	44	226- 3x	
12		KSI SE B	93	90	92	90	82	447- 7x	
	3519	GULYÁS Claudia 98	45	45	45	44	40	219- 2x	
	3520	CSURI Tamás 95	48	45	47	46	42	228- 5x	
13		GYLK B	91	92	85	88	91	447- 3x	
	3533	KOZÁRI Edit 68	46	45	41	44	44	220- 2x	
	3534	ERŐS Hunor 00	45	47	44	44	47	227- 1x	
14		CSLE	87	90	89	90	89	445- 2x	
	3521	KÉKESI Gabriella 88	43	45	45	45	43	221- 1x	
	3522	GEIER Dániel 99	44	45	44	45	46	224- 1x	
15		APPLE A	90	90	82	88	89	439- 5x	
	3505	TÓTH Márta 77	44	44	39	41	43	211- 1x	
	3506	FERENCI József 52	46	46	43	47	46	228- 4x	
16		GYLK A	89	86	87	84	88	434- 4x	
	3507	KOVÁCS Írisz 00	45	42	45	42	42	216- 3x	
	3508	BOROS László 89	44	44	42	42	46	218- 1x	
17		PSN ZRt B	82	88	85	89	83	427- 2x	
	3535	MOZSGAI Dominika 94	43	45	45	45	42	220- 2x	
	3536	SZABÓ Zoltán Csaba 61	39	43	40	44	41	207- 0x	
18		VSE	83	83	85	83	85	419- 6x	
	3529	FARAGÓ Zoltánné 57	37	37	40	38	38	190- 0x	
	3530	IFJ. OSKOLÁS Imre 88	46	46	45	45	47	229- 6x	
		KLSE							DNS
	3531	HALÁSZ Bernadett 98							DNS
	3532	SZABÓ László 58							DNS



10m Országos Bajnokság
INTERMEDIATE FINAL RESULTS
MIXED TEAM 10m AIR PISTOL
TEAM

Százhalombatta
SAT 11 FEB 2017, START TIME 16:50

Semifinal 1

Rank	Bib No	Name	1st Comp. Stage		2nd Competition Stage - Elimination			Total	Rem.	
1		UTE A - UTE A	61.5	59.4	39.3	39.7	40.4	240.3	QG	
	3512	ANTAL Balázs 91	30.4	30.6	20.0	20.3	20.0	121.3		
			10.4	10.5	10.2	9.8	10.6			
			9.5	10.6	9.8	10.5	9.4			
			10.5	9.5						
	3511	BABICZ Sára 90	31.1	28.8	19.3	19.4	20.4	119.0		
			10.1	10.3	9.3	9.5	10.5			
			10.5	8.8	10.0	9.9	9.9			
			10.5	9.7						
	2		EPLÉ - EPLÉ	56.9	56.2	35.8	38.2	40.3	227.4	QB
		3518	TAKÁCS László 59	28.6	30.8	18.6	19.9	20.7	118.6	
				9.5	10.4	8.8	9.8	10.2		
10.1				9.8	9.8	10.1	10.5			
9.0				10.6						
3517		SURÁNYINÉ TAKÁCS Melinda 83	28.3	25.4	17.2	18.3	19.6	108.8		
			10.0	6.4	10.2	8.9	10.2			
			9.7	9.0	7.0	9.4	9.4			
			8.6	10.0						
3			SZHB B - SZHB B	54.9	58.6	36.5	35.8		185.8	
		3524	KÉRI Attila 71	29.0	29.0	19.3	19.4		96.7	
				9.6	8.9	9.7	10.2			
	10.5			9.9	9.6	9.2				
	8.9			10.2						
	3523	KÉRI Otti 69	25.9	29.6	17.2	16.4		89.1		
			8.6	9.2	7.0	8.7				
			9.5	10.8	10.2	7.7				
			7.8	9.6						
	4		BHSE B - BHSE B	57.0	57.1	25.7			139.8	
		3515	TAKÁCS Kornélia 82	28.8	28.2	17.3			74.3	
				10.1	7.8	9.0				
9.1				10.1	8.3					
9.6				10.3						
3516		NAGY György 65	28.2	28.9	8.4			65.5		
			9.2	10.1	8.4					
			10.1	9.4	0.0					
			8.9	9.4						

Note

Please note that there are records equally achieved by several athletes and only the first to set the record is shown.
Refer to the Records list on ISSF website: www.issf-sports.org



10m Országos Bajnokság
FINAL RESULTS
MIXED TEAM 10m AIR PISTOL
TEAM

Százhalombatta
SAT 11 FEB 2017, START TIME 16:50

Semifinal 2

Rank	Bib No	Name	1st Comp. Stage		2nd Competition Stage - Elimination			Total	Rem.	
1	3501	BHSE A - BHSE A TOBAI-SIKE Renáta 78	57.0	58.2	39.3	39.2	39.8	233.5		
			28.9	30.2	20.0	19.7	20.0	118.8		
			9.0	9.4	9.8	10.1	10.3			
			10.3	10.7	10.2	9.6	9.7			
			9.6	10.1						
	3502	TÁTRAI Miklós 86	28.1	28.0	19.3	19.5	19.8	114.7		
			10.4	8.9	9.4	9.6	10.1			
			8.1	9.7	9.9	9.9	9.7			
			9.6	9.4						
2	3537	UTE B - UTE B ALMÁSSY Dóra 96	57.8	58.9	36.4	38.4	38.7	230.2		
			28.5	29.9	17.1	20.3	19.6	115.4		
			9.7	10.6	8.4	10.7	9.8			
			10.0	9.9	8.7	9.6	9.8			
			8.8	9.4						
	3538	KALMÁR Tamás 95	29.3	29.0	19.3	18.1	19.1	114.8		
			10.3	8.8	9.7	10.0	10.3			
			10.0	9.9	9.6	8.1	8.8			
			9.0	10.3						
3	3514	KSI SE A - KSI SE A NAGY László 70	57.9	57.8	37.9	37.3	190.9			
			29.6	29.6	18.3	19.4	96.9			
			10.4	9.7	9.0	9.9				
			8.9	10.1	9.3	9.5				
			10.3	9.8						
	3513	NEMES Adrienn 91	28.3	28.2	19.6	17.9	94.0			
			8.7	9.1	9.8	9.2				
			10.1	9.0	9.8	8.7				
			9.5	10.1						
4	3509	PSN ZRt A - PSN ZRt A CSONKA Zsófia 83	58.1	54.4	38.2		150.7			
			30.1	28.8	19.0		77.9			
			9.4	9.2	9.4					
			10.2	10.4	9.6					
			10.5	9.2						
	3510	DR. DEZSŐ Dániel 92	28.0	25.6	19.2		72.8			
			10.5	8.6	10.0					
			9.7	9.5	9.2					
			7.8	7.5						

Note

Please note that there are records equally achieved by several athletes and only the first to set the record is shown.
Refer to the Records list on ISSF website: www.issf-sports.org



10m Országos Bajnokság
RESULTS
MIXED TEAM 10m AIR PISTOL
TEAM
Százhalombatta
THU 11 JAN 1753, START TIME 18:45

Gold Medal Match

Rank	Bib No	Name	Score					Total	Rem.
1		BHSE A - BHSE A	Points	1	1	1	1	1	5
			Score	19.2	20.1	21.0	19.6	20.3	
			Score	10.3	10.4	10.8	9.7	10.1	
			Score	8.9	9.7	10.2	9.9	10.2	
			Score	8.9	9.7	10.2	9.9	10.2	
2		UTE A - UTE A	Points	0	0	0	0	0	0
			Score	18.7	17.6	17.7	18.7	20.0	
			Score	10.6	8.6	9.8	9.1	10.2	
			Score	8.1	9.0	7.9	9.6	9.8	
			Score	8.1	9.0	7.9	9.6	9.8	

Bronze Medal Match

Rank	Bib No	Name	Score					Total	Rem.
3		UTE B - UTE B	Points	1	1	1	1	1	5
			Score	19.7	19.8	18.4	18.2	19.4	
			Score	10.3	10.1	8.9	10.0	9.6	
			Score	9.4	9.7	9.5	8.2	9.8	
			Score	9.4	9.7	9.5	8.2	9.8	
4		EPLÉ - EPLÉ	Points	0	0	0	0	0	0
			Score	19.4	18.4	8.6	16.8	17.4	
			Score	9.5	8.0	8.6	7.5	9.4	
			Score	9.9	10.4	0.0	9.3	8.0	
			Score	9.9	10.4	0.0	9.3	8.0	

Note

Please note that there are records equally achieved by several athletes and only the first to set the record is shown.
Refer to the Records list on ISSF website: www.issf-sports.org



10m Országos Bajnokság
RESULTS
MIXED TEAM 10m AIR RIFLE
TEAM

Százhalombatta
SUN 12 FEB 2017, START TIME 14:15

Rank	Bib No	Name	Series					Total	Rem.
			1	2	3	4	5		
1		UTE A	105.2	105.7	105.0	102.3	104.7	522.9	QS QS
	4319	SZIJJ Katinka 93	52.9	53.1	52.5	50.5	52.1	261.1	
	4320	PÉNI István 97	52.3	52.6	52.5	51.8	52.6	261.8	
2		UTE B	101.9	104.2	103.2	104.0	103.8	517.1	QS QS
	4327	BIATOVSZKI Mira 92	50.1	52.6	51.2	52.5	50.9	257.3	
	4328	BODA Bence 96	51.8	51.6	52.0	51.5	52.9	259.8	
3		KVSE A	102.8	101.8	102.9	103.9	103.7	515.1	QS QS
	4321	MISKOLCZI Julianna 83	51.9	50.5	51.2	51.8	52.3	257.7	
	4322	NAGY Sándor 95	50.9	51.3	51.7	52.1	51.4	257.4	
4		KVSE B	102.3	103.4	101.5	102.0	104.9	514.1	QS QS
	4331	HORVÁTH Lea 01	50.9	51.4	50.8	51.7	52.8	257.6	
	4332	KAPÁS István 92	51.4	52.0	50.7	50.3	52.1	256.5	
5		BHSE B	102.2	104.2	102.4	101.3	101.9	512.0	QS QS
	4325	DALMATI Nóra 78	51.1	51.8	51.0	51.4	51.3	256.6	
	4326	HÁRI Péter 89	51.1	52.4	51.4	49.9	50.6	255.4	
6		BHSE A	103.3	101.9	101.3	102.2	101.8	510.5	QS QS
	4315	BÁNKI Dóra 97	50.7	49.9	50.8	51.1	50.0	252.5	
	4316	VERES Ádám 87	52.6	52.0	50.5	51.1	51.8	258.0	
7		CSLE	103.2	100.5	101.1	102.1	101.6	508.5	QS QS
	4333	KRASZNAI Dzszenifer 96	51.4	49.6	49.5	51.1	50.4	252.0	
	4334	TAKÁCS Csaba 00	51.8	50.9	51.6	51.0	51.2	256.5	
8		VASAS	101.7	101.4	101.5	101.4	102.2	508.2	QS QS
	4317	GÁSPÁR Lalita 00	51.9	52.2	50.9	51.5	51.9	258.4	
	4318	TÓTH-KÖNCZEY Csongor 96	49.8	49.2	50.6	49.9	50.3	249.8	
9		APLE	95.2	100.8	97.3	98.4	99.1	490.8	
	4323	FEHÉR Andrea 71	46.4	49.2	48.7	47.7	49.8	241.8	
	4324	SZENTIMREI Gergely 79	48.8	51.6	48.6	50.7	49.3	249.0	

Rank	Bib No	Name	Series					Total	Rem.
			1	2	3	4	5		
10		VSE	73.4	64.9	86.7	80.6	80.7	386.3	
	4329	FARAGÓ Zoltánné 57	37.0	39.9	40.6	40.3	41.6	199.4	
	4330	HINKEL Zoltán 68	36.4	25.0	46.1	40.3	39.1	186.9	

Handwritten signature/initials

Handwritten signature

Protest Date / Time:

Summary

Number of athletes on this list: 20; Total number of athletes: 20; Total number of teams: 10

Legend

Bib No Bib Number

QS Qualified for Semifinals

8BFCDEEC

Version of 12 FEB 2017, 14:57

Q200000TA1202171415.1.AR50X.0.001.pdf

7354 16

Page 2 of 2



OFFICIAL ISSF RESULTS PROVIDER



10m Országos Bajnokság
FINAL RESULTS
MIXED TEAM 10m AIR RIFLE
TEAM

Százhalombatta
SUN 12 FEB 2017, START TIME 14:15

Semifinal 1

Rank	Bib No	Name	1st Comp. Stage		2nd Competition Stage - Elimination			Total	Rem.	
1	4321	MISKOLCZI Julianna 83	62.4	59.3	41.1	42.3	41.5	246.6	QG	
			30.9	30.2	20.5	21.1	20.7			
			10.7	10.2	10.4	10.6	10.1			
			10.0	10.1	10.1	10.5	10.6			
	4322	NAGY Sándor 95	31.5	29.1	20.6	21.2	20.8	123.2		
			10.8	9.5	9.7	10.7	10.8			
			10.9	10.2	10.9	10.5	10.0			
			9.8	9.4						
	2	4331	HORVÁTH Lea 01	60.2	61.6	39.7	41.1	40.6	243.2	QB
				30.1	30.5	21.1	21.0	20.2		
				9.7	10.1	10.3	10.6	9.9		
				10.2	9.6	10.8	10.4	10.3		
4332		KAPÁS István 92	30.1	31.1	18.6	20.1	20.4	120.3		
			10.1	10.4	9.9	10.2	10.3			
			10.0	10.6	8.7	9.9	10.1			
			10.0	10.1						
3		4325	DALMATI Nóra 78	60.4	61.5	40.3	40.2	202.4	99.4	
				29.1	30.7	19.4	20.2			
				9.5	10.0	10.1	9.5			
				9.0	10.1	9.3	10.7			
	4326	HÁRI Péter 89	31.3	30.8	20.9	20.0	103.0	103.0		
			10.7	9.8	10.3	10.5				
			10.5	10.6	10.6	9.5				
			10.1	10.4						
	4	4315	BÁNKI Dóra 97	59.5	56.8	40.4		156.7	75.7	
				29.0	27.3	19.4				
				9.6	8.6	9.1				
				10.1	9.4	10.3				
4316		VERES Ádám 87	30.5	29.5	21.0		81.0	81.0		
			10.5	9.4	10.4					
			9.8	10.4	10.6					
			10.2	9.7						

Handwritten signature

Note

Please note that there are records equally achieved by several athletes and only the first to set the record is shown.
Refer to the Records list on ISSF website: www.issf-sports.org



10m Országos Bajnokság
FINAL RESULTS
MIXED TEAM 10m AIR RIFLE
TEAM

Százhalombatta
SUN 12 FEB 2017, START TIME 14:15

Semifinal 2

Rank	Bib No	Name	1st Comp. Stage		2nd Competition Stage - Elimination			Total	Rem.
1		UTE A - UTE A	61.7	61.9	40.9	41.6	41.1	247.2	
	4319	SZIJJ Katinka 93	30.6	31.0	20.3	20.9	20.4	123.2	
			10.2	10.6	10.3	10.6	10.2		
			10.3	9.5	10.0	10.3	10.2		
			10.1	10.9					
4320	PÉNI István 97	31.1	30.9	20.6	20.7	20.7	124.0		
		10.5	10.1	10.4	10.6	10.4			
		10.3	10.3	10.2	10.1	10.3			
		10.3	10.5						
2		UTE B - UTE B	60.9	62.6	40.1	41.5	39.0	244.1	
	4327	BIATOVSZKI Mira 92	29.9	31.4	20.1	20.7	19.0	121.1	
			9.2	10.7	9.6	10.7	10.5		
			10.4	10.3	10.5	10.0	8.5		
			10.3	10.4					
4328	BODA Bence 96	31.0	31.2	20.0	20.8	20.0	123.0		
		10.4	10.3	9.4	9.9	10.1			
		10.5	10.3	10.6	10.9	9.9			
		10.1	10.6						
3		VASAS - VASAS	61.5	59.6	42.4	40.4		203.9	
	4317	GÁSPÁR Lalita 00	31.9	31.2	21.3	20.1		104.5	
			10.5	10.2	10.6	10.2			
			10.9	10.5	10.7	9.9			
			10.5	10.5					
4318	TÓTH-KÖNCZEY Csongor 96	29.6	28.4	21.1	20.3		99.4		
		10.0	10.0	10.3	10.4				
		9.5	9.3	10.8	9.9				
		10.1	9.1						
4		CSLE - CSLE	60.8	60.1	39.4			160.3	
	4333	KRASZNAI Dzsenifer 96	29.7	29.6	18.7			78.0	
			9.6	9.6	9.7				
			9.9	9.8	9.0				
			10.2	10.2					
4334	TAKÁCS Csaba 00	31.1	30.5	20.7			82.3		
		10.4	10.9	10.4					
		10.9	9.6	10.3					
		9.8	10.0						

Note

Please note that there are records equally achieved by several athletes and only the first to set the record is shown.
Refer to the Records list on ISSF website: www.issf-sports.org



10m Országos Bajnokság
RESULTS
MIXED TEAM 10m AIR RIFLE
TEAM

Százhalombatta
SUN 12 FEB 2017, START TIME 16:00

Gold Medal Match

Rank	Bib No	Name	Score					Total	Rem.
1		UTE A - UTE A	Points	1	1	1	1	1	5
			Score	20.2	21.3	21.0	20.8	20.9	
	4319	SZIJJ Katinka 93	Score	10.1	10.6	10.6	10.6	10.7	
	4320	PÉNI István 97	Score	10.1	10.7	10.4	10.2	10.2	
2		KVSE A - KVSE A	Points	0	0	0	0	0	0
			Score	20.1	20.5	19.2	20.4	20.7	
	4321	MISKOLCZI Julianna 83	Score	9.9	10.3	9.4	9.7	10.3	
	4322	NAGY Sándor 95	Score	10.2	10.2	9.8	10.7	10.4	

Bronze Medal Match

Rank	Bib No	Name	Score										Total	Rem.
3		KVSE B - KVSE B	Points	0	1	0	1	1	1	0	1	5		
			Score	20.2	20.6	19.8	20.7	20.0	19.9	20.3	20.9			
	4331	HORVÁTH Lea 01	Score	10.3	10.5	10.1	10.2	10.2	10.2	10.0	10.7			
	4332	KAPÁS István 92	Score	9.9	10.1	9.7	10.5	9.8	9.7	10.3	10.2			
4		UTE B - UTE B	Points	1	0	1	0	0	0	1	0	3		
			Score	21.1	20.5	20.7	20.2	19.6	19.6	20.5	20.8			
	4327	BIATOVSZKI Mira 92	Score	10.5	10.5	10.2	9.8	10.0	9.7	10.5	10.1			
	4328	BODA Bence 96	Score	10.6	10.0	10.5	10.4	9.6	9.9	10.0	10.7			

Note

Please note that there are records equally achieved by several athletes and only the first to set the record is shown.
Refer to the Records list on ISSF website: www.issf-sports.org